



SUBJECT RANKINGS | 2021

FACT FILE

ARISTOTLE UNIVERSITY OF THESSALONIKI
GREECE



THE DATA CONTAINED HEREIN IS RELEASED UNDER EMBARGO AND MAY NOT BE
RE-PUBLISHED OR REFERENCED WHOLE OR IN PART UNTIL WEDNESDAY 3rd MARCH
AT 21:00 UTC/GMT



CONTENTS

Welcome	-----3
Results by Broad Subject Area	-----4
Detailed Results by Subject	-----5
Appendices	-----8

THE 2021 QS WORLD UNIVERSITY RANKINGS BY SUBJECT
WILL BE LAUNCHED ON WEDNESDAY 3rd MARCH AT 21:00 UTC/GMT ON www.topuniversities.com

WELCOME TO THE 2021 QS WORLD UNIVERSITY RANKINGS BY SUBJECT

Welcome to your institution's fact file for the QS World University Rankings by Subject 2021.

This file provides the scores for your institution in the subjects that you have been evaluated in, as well as the scores and ranks for those subjects where you made it into the published rankings table. It should also provide you with useful information for any media communication you might need to prepare prior to launch.

To produce the rankings for this year the team analysed over 13.9 million unique papers, producing close to 81 million citations. 1453 institutions ranked across 51 subjects in 5 subject areas, creating over 16,981 published entries. These figures reflect some of the scale behind this huge undertaking that the team carries out in order to produce these subject rankings.

The table shows a summary of your scores and ranks in all the subjects you have been ranked in including a column which also shows your domestic rank in that subject. The following table then shows you your results in the subject rankings for the last three years so you can track your progress.

In the Appendix you will find an explanation of the weightings that make up the different subject tables, the evolution of the subject rankings exercise, the paper thresholds that we have used in this edition and an indication of the number of institutions considered and ranked.

We hope you will find this useful, but we have also prepared a more extensive EXTENDED FACT FILE for you, presenting your institution in context, subject by subject, indicator by indicator in greater depth. Please file a request via the link attached in the email and the team will aim to get back to you within a couple of days depending on the volume of requests.

Rankings Team,
QS Intelligence Unit

2021 QS WORLD UNIVERSITY RANKINGS BY SUBJECT AREA

ARISTOTLE UNIVERSITY OF THESSALONIKI

Greece

215=

212=

335=

291=

334=

These are the ranks achieved by the institution in the QS Rankings by Broad Subject Area.

Arts & Humanities

Engineering & Technology

Life Sciences & Medicine

Natural Sciences

Social Sciences & Management



OVERALL SCORES BY SUBJECT AREA



In 2021, Aristotle University of Thessaloniki has been ranked in **5** out of 5 broad subject areas.

Engineering & Technology is the institution's strongest field at rank **212=** with an overall score of **69.3**.

2021 QS WORLD UNIVERSITY RANKINGS BY SUBJECT

Below is the institution's detailed performance by indicator and overall score across the 51 narrow subjects and 5 broad subject areas currently featured in the QS World University Rankings by Subject. It is very unusual for an institution to qualify for consideration in all 51 narrow subjects and 5 broad subject areas.

		Global Rank	Domestic Rank	Academic	Employer	Citations	H-index	Score
Arts & Humanities	Arts & Humanities	215=	1	66.8	66.7	78.7	58.9	67.2
	Archaeology	51-100	1	69.9	33.0	79.1	65.9	66.7
	Architecture / Built Environment	151-200	2	46.9	60.4	88.7	72.4	55.0
	Art & Design			39.9	74.4			43.4
	Classics & Ancient History	14	1	89.8	54.3	59.1	81.5	86.3
	English Language & Literature	251-300	1	54.6	66.6	54.8	59.8	55.8
	History			49.3	58.4	59.2	56.4	52.8
	Linguistics							
	Modern Languages	251-300	1	60.9	63.5			61.7
	Performing Arts			42.4		67.9	73.3	33.9
	Philosophy							
	Theology, Divinity & Religious Studies							
Engineering & Technology	Engineering & Technology	212=	2	65.2	64.9	83.4	75.0	69.3
	Computer Science & Information Systems	301-350	4	39.7	63.2	78.9	75.7	58.0
	Engineering - Chemical	151-200	1	52.4	68.9	72.5	60.9	61.6
	Engineering - Civil & Structural	101-150	2	65.8	62.0	89.4	79.8	70.3
	Engineering - Electrical & Electronic	151-200	2	49.9	63.3	84.1	69.0	61.9
	Engineering - Mechanical, Aeronautical & Manufact..	201-250	3	44.6	58.2	76.2	66.2	56.7
	Engineering - Mineral & Mining			26.5	63.6	83.4	73.4	53.2
	Petroleum Engineering							
Life Sciences & Medicine	Life Sciences & Medicine	335=	2	61.6	61.4	69.8	53.5	61.6
	Agriculture & Forestry	201-250	1	47.6	51.8	85.6	72.7	60.6
	Anatomy & Physiology			58.0	51.7	72.1	75.1	65.2
	Biological Sciences	501-550	3	40.5	50.6	76.3	62.1	55.9
	Dentistry			34.0	38.5	79.9	65.6	57.7
	Medicine	301-350	2	47.8	56.7	80.5	73.9	63.4
	Nursing			51.0	81.3	87.2	62.3	68.3
	Pharmacy & Pharmacology	201-250	2	50.4	60.2	80.4	82.0	66.8
	Psychology	251-300	1	58.7	67.4	65.4	70.3	64.1
	Veterinary Science			29.2	53.9	84.4	70.8	60.7

2021 QS WORLD UNIVERSITY RANKINGS BY SUBJECT

		Global Rank	Domestic Rank	Academic	Employer	Citations	H-index	Score
Natural Sciences	Natural Sciences	291=	2	59.6	62.3	80.3	73.7	67.1
	Chemistry	301-350	1	48.6	60.8	80.3	57.5	59.2
	Earth & Marine Sciences			56.8	56.7	85.6	75.3	68.6
	Environmental Sciences	201-250	1	63.9	59.6	86.7	80.5	73.3
	Geography							
	Geology			54.8	55.7	87.2	74.3	70.5
	Geophysics			54.7	55.8	87.0	72.8	69.9
	Materials Science	301-350	1	39.2	49.0	67.4	45.2	48.7
	Mathematics	351-400	2	48.6	56.3	76.6	71.5	60.3
	Physics & Astronomy	301-350	2	52.3	50.5	77.7	75.0	61.6
Social Sciences & Management	Social Sciences & Management	334=	2	59.0	66.0	86.2	62.5	64.2
	Accounting & Finance			37.5	64.0	45.6	46.5	47.2
	Anthropology			37.3	45.5	44.5	41.8	39.3
	Business & Management Studies	351-400	2	42.7	65.9	75.6	75.9	56.3
	Communication & Media Studies			62.9	71.2	75.4	66.2	66.9
	Economics & Econometrics	351-400	3	44.1	63.3	68.7	56.7	55.4
	Education	201-250	1	53.4	61.4	72.5	69.3	61.2
	Hospitality & Leisure Management							
	Law	301-320	2	51.2	57.2	74.1	59.4	55.4
	Library & Information Management			32.4	39.0	45.6	48.8	35.9
	Politics & International Studies							
	Social Policy & Administration			47.4	67.7		32.0	46.7
	Sociology			40.4	64.2	76.3	60.7	47.6
	Sports-related Subjects	101-120	1	66.6	66.3	85.5	72.0	70.2
	Statistics & Operational Research							

NOTES:

There are different reasons why an institution may not have results in any given subject.

1. It may not offer a program. Receiving a score for a particular subject does not guarantee that we have checked for its presence in your institution. These checks are only carried out for institutions with a score high enough to receive a published rank in the subject.
2. It may not have published a sufficient number of papers.
3. It may not have attracted a minimum level of recognition through our surveys.
4. Score is not high enough to receive a published rank.

If you have a displayed score in reputation and citation indicators then you met the minimum threshold for consideration.

2021 QS WORLD UNIVERSITY RANKINGS BY SUBJECT

The tables below present the rank evolution in each evaluated subject.

		2019	2020	2021
Arts & Humanities	Arts & Humanities	264=	231=	215=
	Art & Design			
	History			
	Archaeology	51-100	51-100	51-100
	Architecture / Built Environment	151-200	151-200	151-200
	Classics & Ancient History	22=	16	14
	English Language & Literature	251-300	251-300	251-300
	Linguistics			
	Modern Languages			251-300
	Performing Arts			
	Philosophy			
	Theology, Divinity & Religious Studies			
Engineering & Technology	Engineering & Technology	265=	224=	212=
	Computer Science & Information Systems	301-350	251-300	301-350
	Engineering - Chemical	201-250	151-200	151-200
	Engineering - Civil & Structural	151-200	101-150	101-150
	Engineering - Mechanical, Aeronautical & Manufactu..	251-300	201-250	201-250
	Engineering - Electrical & Electronic	201-250	151-200	151-200
	Engineering - Mineral & Mining			
	Petroleum Engineering			
Life Sciences & Medicine	Life Sciences & Medicine	338=	338=	335=
	Agriculture & Forestry	151-200	151-200	201-250
	Anatomy & Physiology			
	Biological Sciences	351-400	401-450	501-550
	Medicine	251-300	301-350	301-350
	Pharmacy & Pharmacology	201-250	201-250	201-250
	Psychology		251-300	251-300
	Veterinary Science			
	Dentistry			
	Nursing			
		2019	2020	2021
Natural Sciences	Natural Sciences	369=	324=	291=
	Chemistry	351-400	301-350	301-350
	Earth & Marine Sciences			
	Environmental Sciences	201-250	201-250	201-250
	Geography			
	Materials Science	351-400	301-350	301-350
	Mathematics		351-400	351-400
	Physics & Astronomy	351-400	301-350	301-350
	Geology			
	Geophysics			
Social Sciences & Management	Social Sciences & Management	362=	308=	334=
	Accounting & Finance			
	Anthropology			
	Business & Management Studies	351-400	301-350	351-400
	Communication & Media Studies			
	Development Studies			
	Economics & Econometrics	251-300	251-300	351-400
	Education	251-300	251-300	201-250
	Hospitality & Leisure Management			
	Law	251-300		301-320
	Library & Information Management			
	Politics & International Studies			
	Social Policy & Administration			
	Sociology			
	Sports-related Subjects			101-120
	Statistics & Operational Research			

APPENDICES



**DEFINITIONS,
WEIGHTINGS,
THRESHOLDS,
AND HEADLINE
FIGURES**

2021 QS WORLD UNIVERSITY RANKINGS BY SUBJECT

METHODOLOGY: DEFINITIONS & WEIGHTINGS

ACADEMIC REPUTATION

Between 2016 and 2020 QS has collected votes from over 100,000 academics around the world. Each academic counted has given their opinion on universities in their fields of expertises.

EMPLOYER REPUTATION

The employability metric is based on employer reputation. Over 50,000 global employer votes have been taken into account between 2016 and 2020 giving us a large pool of information in terms of hiring levels. Employers across all sectors and industries have taken part in the survey and include Facebook, Google, Uber, Wells Fargo, Bank of America etc.

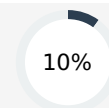
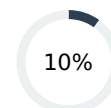
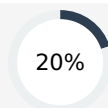
CITATIONS PER PAPER

This ratio measures the average number of citations obtained per publication, and is an estimate of the impact and quality of the scientific work done by universities. To avoid anomalous results, only the institutions producing a minimum number of papers in the last five years are evaluated.

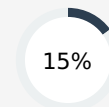
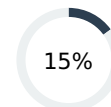
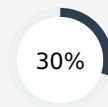
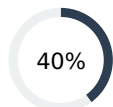
H-INDEX

The h-index is an index that attempts to measure both the productivity and impact of the work published by the institutions' scientists and scholars. The index is based on the set of the institution's most cited papers and the number of citations that they have received in other publications.

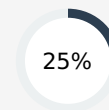
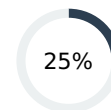
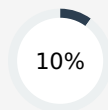
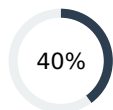
Arts & Humanities



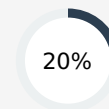
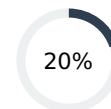
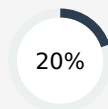
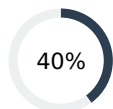
Engineering & Technology



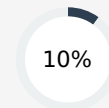
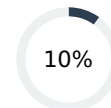
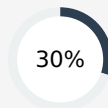
Life Sciences & Medicine



Natural Sciences

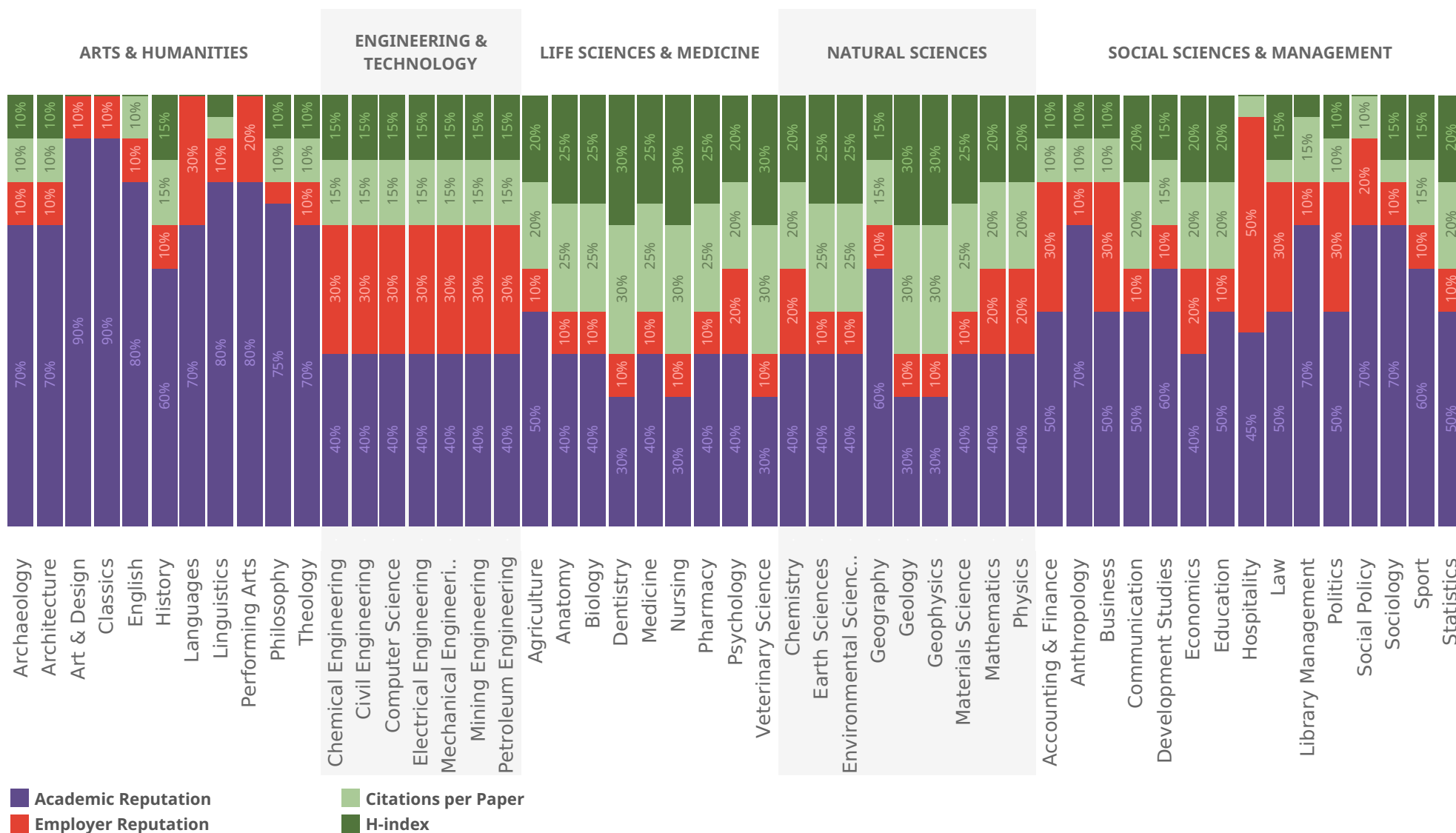


Social Sciences & Management



2021 QS WORLD UNIVERSITY RANKINGS BY SUBJECT

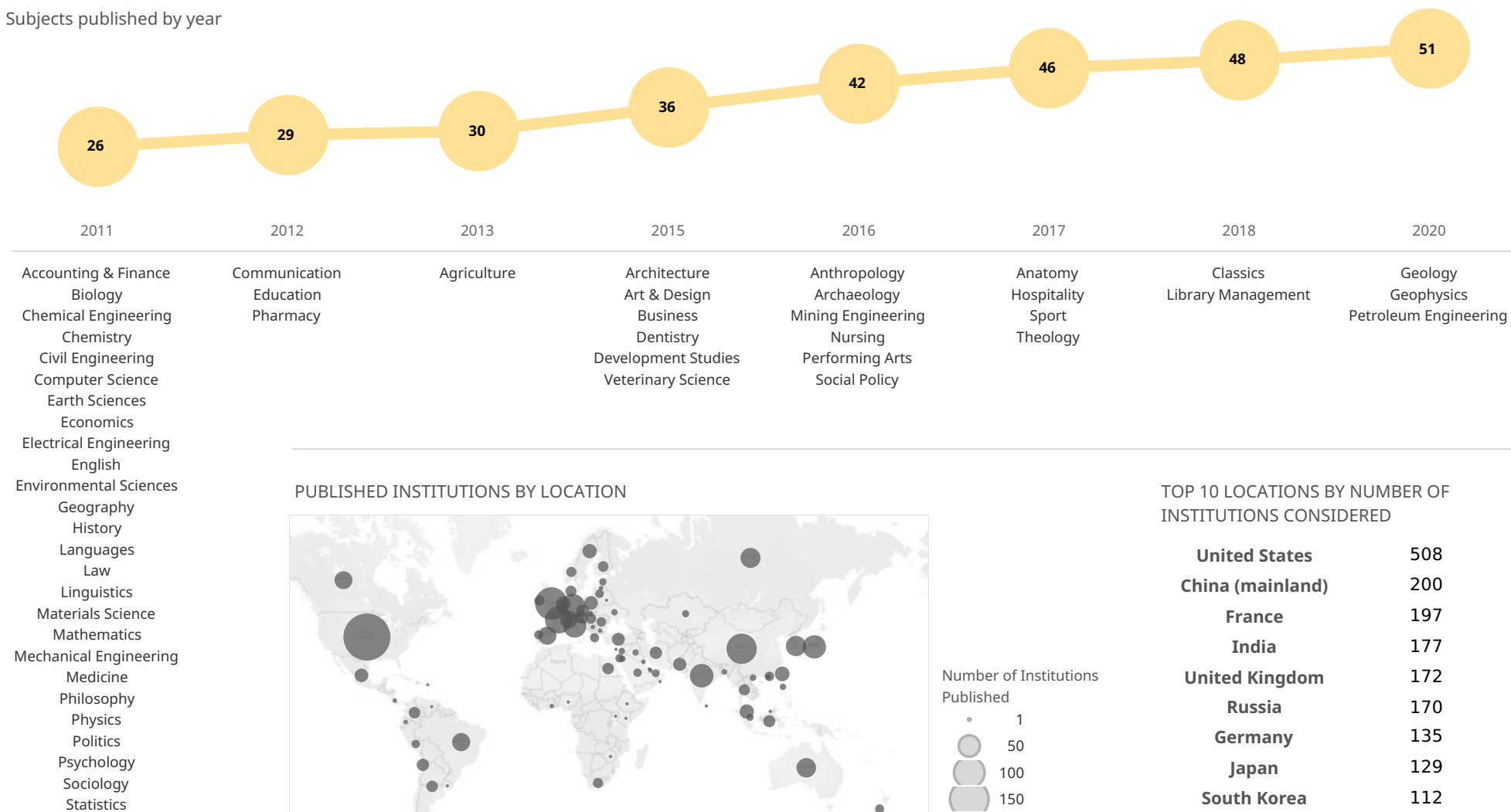
We use a variable approach to the weightings for the different subjects. The chart below provides details of the combinations used in the 2021 edition of the rankings.



2021 QS WORLD UNIVERSITY RANKINGS BY SUBJECT

The **QS World University Rankings® by Subject** ranks the world's top universities in individual subject areas, covering 51 disciplines as of 2021. A list of the considered subjects, grouped by the year of first release, is presented below.

Subjects published by year



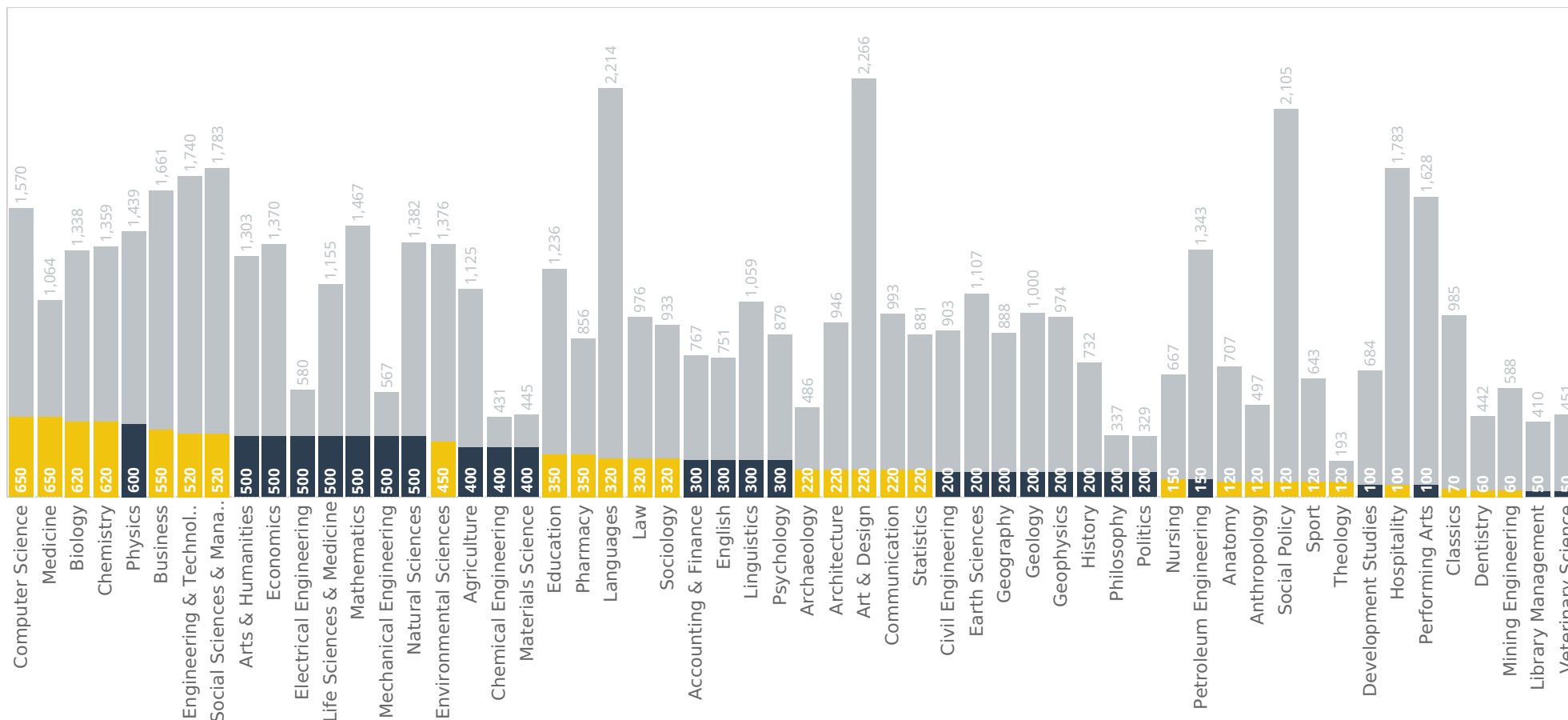
2021 QS WORLD UNIVERSITY RANKINGS BY SUBJECT

The charts below present the number of institutions considered and published in each of the relevant subject areas.

Subjects Published	Locations Evaluated	Institutions Published
51	157	1,453

INSTITUTIONS EVALUATED AND PUBLISHED BY SUBJECT - YEAR 2021

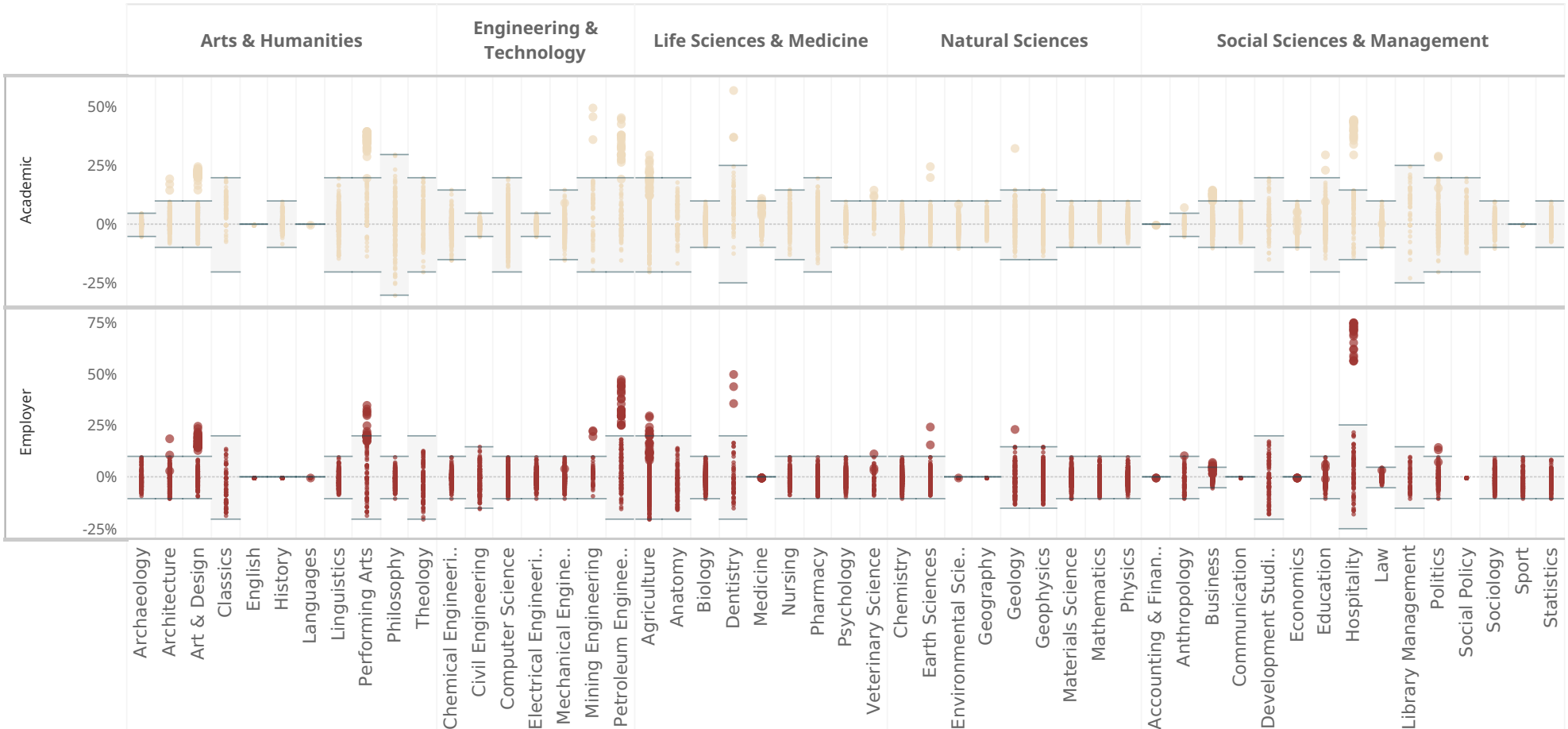
Subjects with **highlight color** have extended publishing ranges.



2021 QS WORLD UNIVERSITY RANKINGS BY SUBJECT

In the QS Subject Rankings methodology, a specialization adjustment is applied to the original reputation scores in order to boost the performance of those institutions that present a stronger focus in specific subjects. The original rank calculated for each subject is compared against the rank obtained in the relevant broad subject area containing the said subject according to the QS mapping. For example, the results in Biology are compared against the overall rank in Life Sciences & Medicine. Whenever the rank difference between the subject and the broad area exceeds an acceptable number of places, a positive or negative adjustment is applied in the Reputation score. The method compares the proportional difference for each institution against the maximum and minimum recorded globally.

DISTRIBUTION OF SPECIALIST ADJUSTMENTS - REPUTATION



2021 QS WORLD UNIVERSITY RANKINGS BY SUBJECT

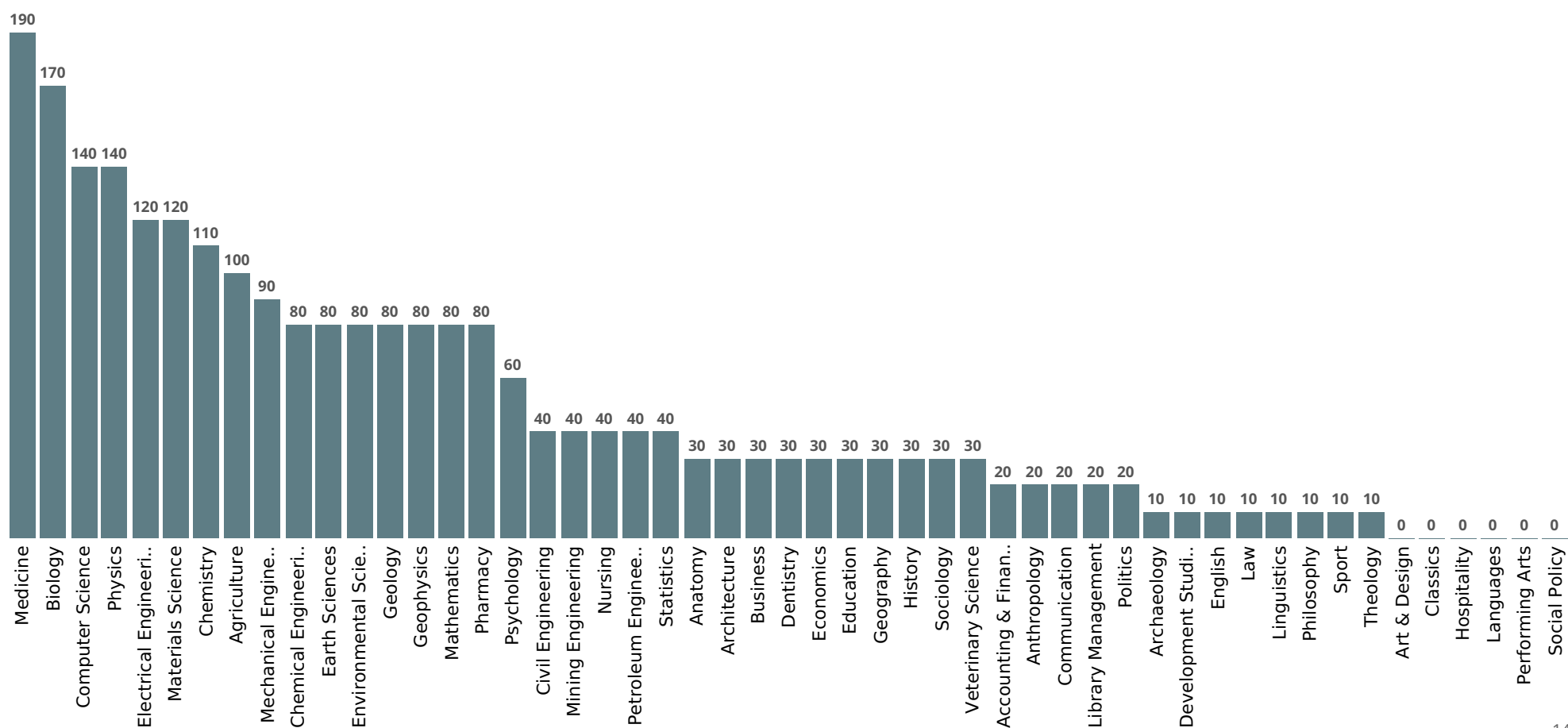
In order to feature in any discipline table, an institution must meet three simple prerequisites:

- Offer undergraduate or taught postgraduate programmes in the given discipline
- Exceed the minimum required score for the academic and/or employer reputation indicators
- Exceed the five-year threshold for number of papers published and indexed by Scopus in the given discipline

The following chart discloses the minimum number of papers required to be considered in the latest edition of the rankings by subject.

PAPER THRESHOLD BY SUBJECT - YEAR 2021

MINIMUM NUMBER OF PUBLICATIONS INDEXED BY SCOPUS REQUIRED TO BE CONSIDERED IN THE RANKINGS.





TRUSTED. INDEPENDENT. GLOBAL.

E-mail: rankings@qs.com | Tel.: +44 (0)207 284 7200

With offices in London, Paris, Singapore, Mumbai and Bucharest.

 **INTELLIGENCE UNIT**