
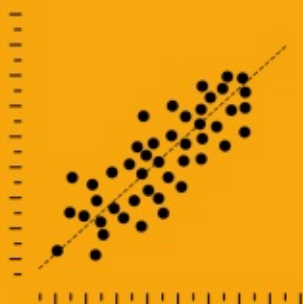
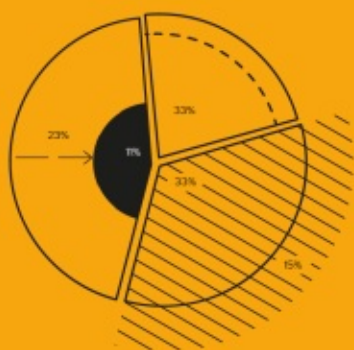


Fact file

ARISTOTLE UNIVERSITY OF THESSALONIKI



2022 GRADUATE EMPLOYABILITY RANKINGS

The 2022 edition of the QS World University Rankings: Graduate Employability will be published on SEPTEMBER 23, 2021 on <https://topuniversities.com>.

The Graduate Employability Rankings seek to compare the employability outcomes of higher education institutions across the world by considering:

- How well reputed are the institutions among employers?
- Are the institutions nurturing high-achievers?
- How connected are institutions to companies?
- How attractive are an institution's recent graduates to employers?

This year we included 786 institutions in our evaluation, up from 758 in previous year's edition. In total, we are publishing the results for the top 550 universities (10% more than previously).

As is the case with any university ranking, the methodology cannot capture all of the complexities involved in attempting to measure graduate employability at a global level. However we believe this ranking provides innovative insight and a rich dataset of unprecedented nuance, to this critical conversation. We considered responses from over 75,000 employers, over 40,800 mapped degrees and affiliations of over 29,000 high-achievers, considered nearly 170,000 employers' connections with graduates, and evaluated over 310,000 work placement partnerships for this 2022 edition.

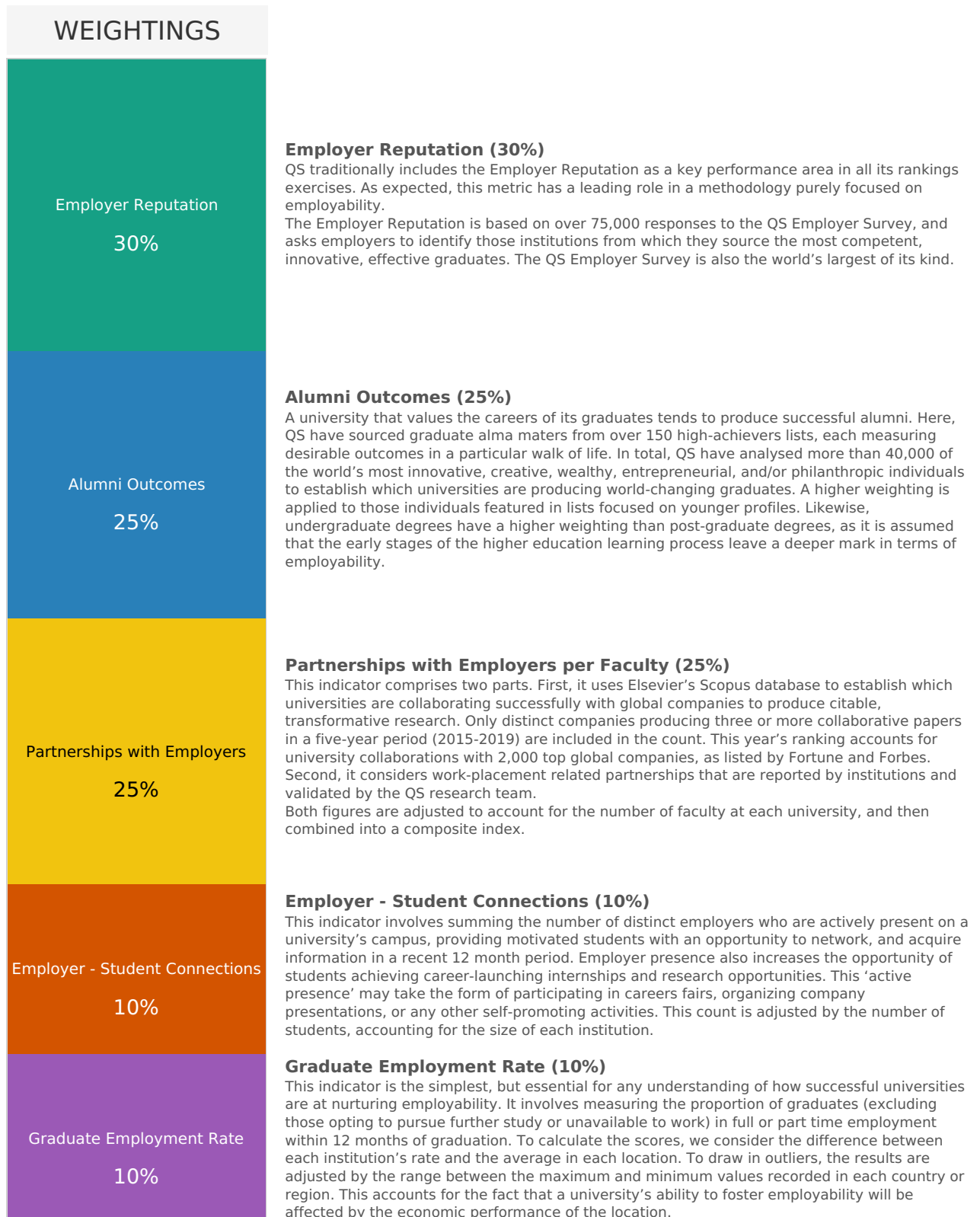
The following pages present the results for your university and the underlying data used for the calculations. It also provides you with comparisons against the averages in your home country or region.

We encourage you to look over this data which will help you to prepare for any activities to celebrate your achievement. Please do not hesitate to contact us if you require any clarification, if you believe that there's a need for amendments or if you have any more general feedback: <https://support.qs.com/hc/requests/new>.

Kind regards,
QS Rankings Team

2022 QS Graduate Employability Rankings
Out on **SEPTEMBER 23, 2021**
www.topuniversities.com

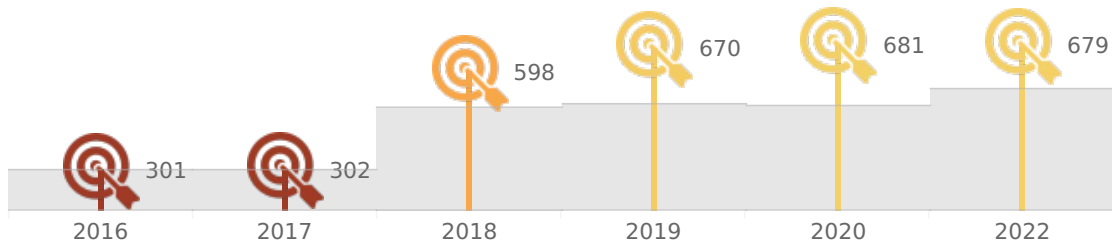
INDICATORS: WEIGHTINGS & DEFINITIONS



2022 EDITION SUMMARY

UNIVERSITIES ANALYZED

Shaded area represents the number of institutions ranked.



ANALYZED
INSTITUTIONS

679

RANKED
INSTITUTIONS

550

ANALYZED FOR THE
FIRST TIME

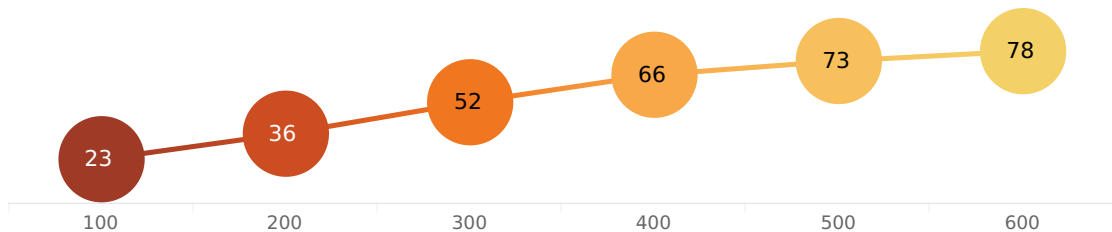
22

ANALYZED IN
GREECE

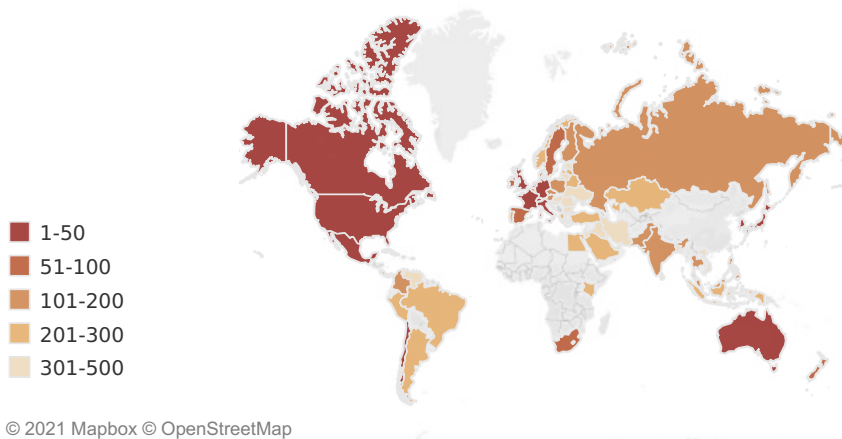
6

DIVERSITY & PENETRATION

Each bubble represents the distinct count of locations covered.



PERFORMANCE OF THE TOP 1 INSTITUTION BY LOCATION



2022 GRADUATE EMPLOYABILITY RANKINGS

ARISTOTLE UNIVERSITY OF THESSALONIKI

Greece

OVERALL RANK

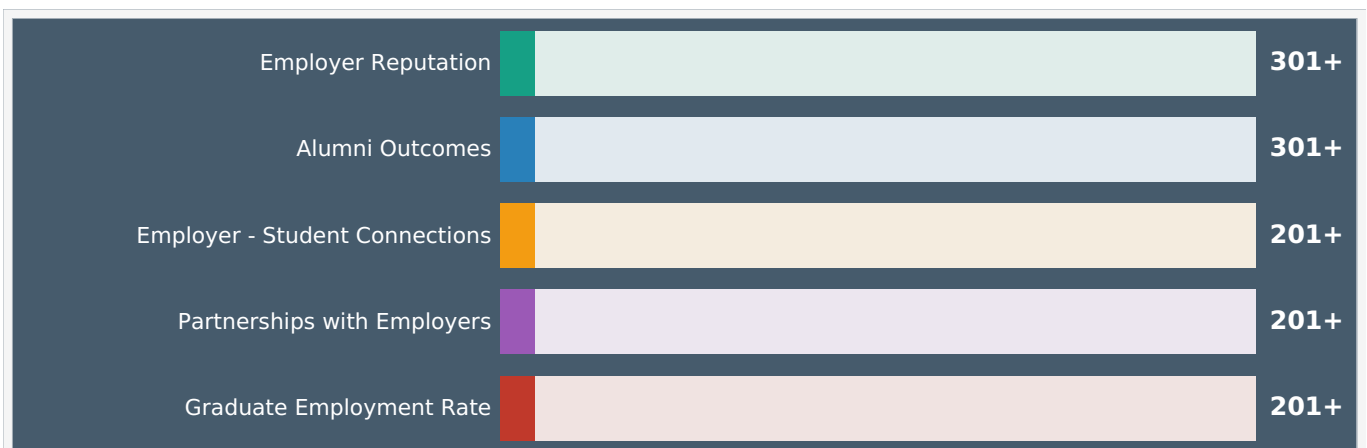
501+

SCORE

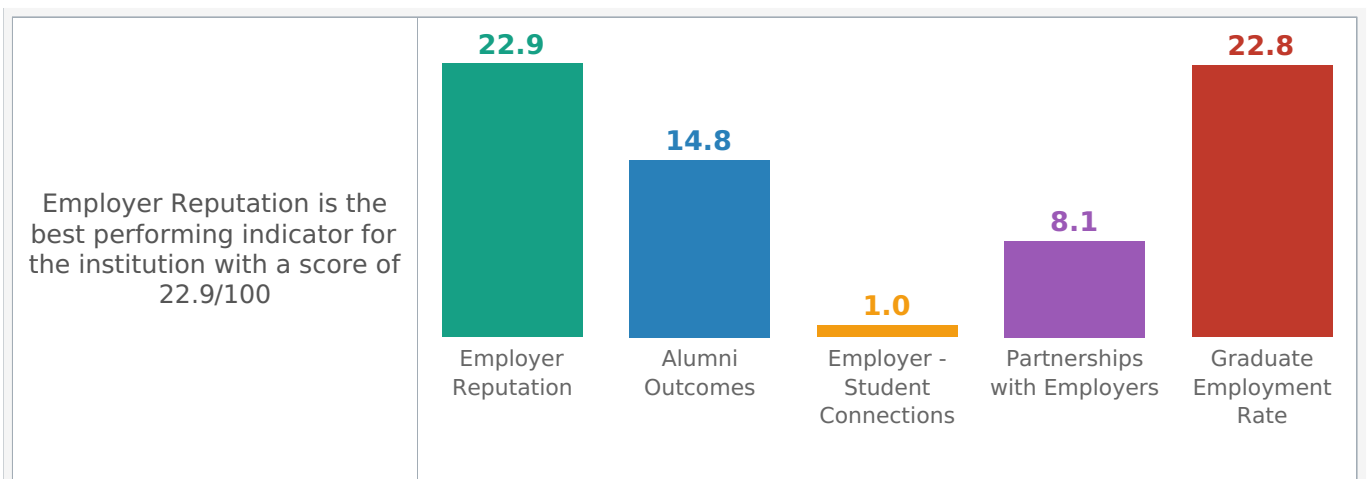
15.4/100

Aristotle University of Thessaloniki is a World Top 550 institution in the 2022 QS Graduate Employability Rankings

RANKS BY INDICATOR



SCORES BY INDICATOR



2022 GRADUATE EMPLOYABILITY RANKINGS

ARISTOTLE UNIVERSITY OF THESSALONIKI

Greece

SUBMITTED & COLLECTED DATA

This is the underlying data we used for rankings calculations. These figures are directly provided by the institutions and trusted official records or third parties, and verified by the QS Research Team. If you have any questions, please raise a ticket at <https://support.qs.com/hc/requests/new>

NON-RESEARCH PARTNERSHIPS	EMPLOYER-STUDENT CONNECTIONS	GRADUATE EMPLOYMENT RATE
Minimum Estimation	Minimum Estimation	Minimum Estimation
Distinct Count	Distinct Count	QS Formula

PERSONNEL DATA

Faculty Staff	Students
1,737	47,133

The students and faculty staff data is extracted from the 2022 QS World University Rankings or third-party sources. All figures are full-time equivalent.

EXTERNALLY SOURCED DATA

RESEARCH COLLABORATION WITH LEADING COMPANIES

37
Companies

The research collaboration data used for the rankings is provided by Scopus. Only distinct companies are counted.

The mapping includes those companies listed in the Fortune 500 and Forbes 2000 lists.

Five years of records are considered, comprising the 2015-2019 period for the 2022 rankings. Only those industrial collaborations involving three or more papers over the entire period are included.

ALUMNI OUTCOMES

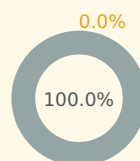
Alumni Listed
1

Alumni Listed (weighted)
0.3

These counts are extracted from distinguished achievers lists published by prestigious editors at global and regional levels. QS utilised over 100 lists and mapped more than 50,000 records.

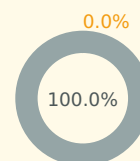
The counts are weighted to emphasise more recent alumni outcomes data, with higher weightings applied to records from youth lists and undergraduate degrees.

SENIORITY



■ Youth Lists ■ Senior Lists

DEGREE TYPE



■ Undergraduate ■ Postgraduate

2022 GRADUATE EMPLOYABILITY RANKINGS

ARISTOTLE UNIVERSITY OF THESSALONIKI

Greece

UNDERLYING RATIOS

The following charts present underlying ratios and data for the institution and the average recorded in its home country (or region if the number of domestic data points are insufficient). Please note that estimated figures are not included.

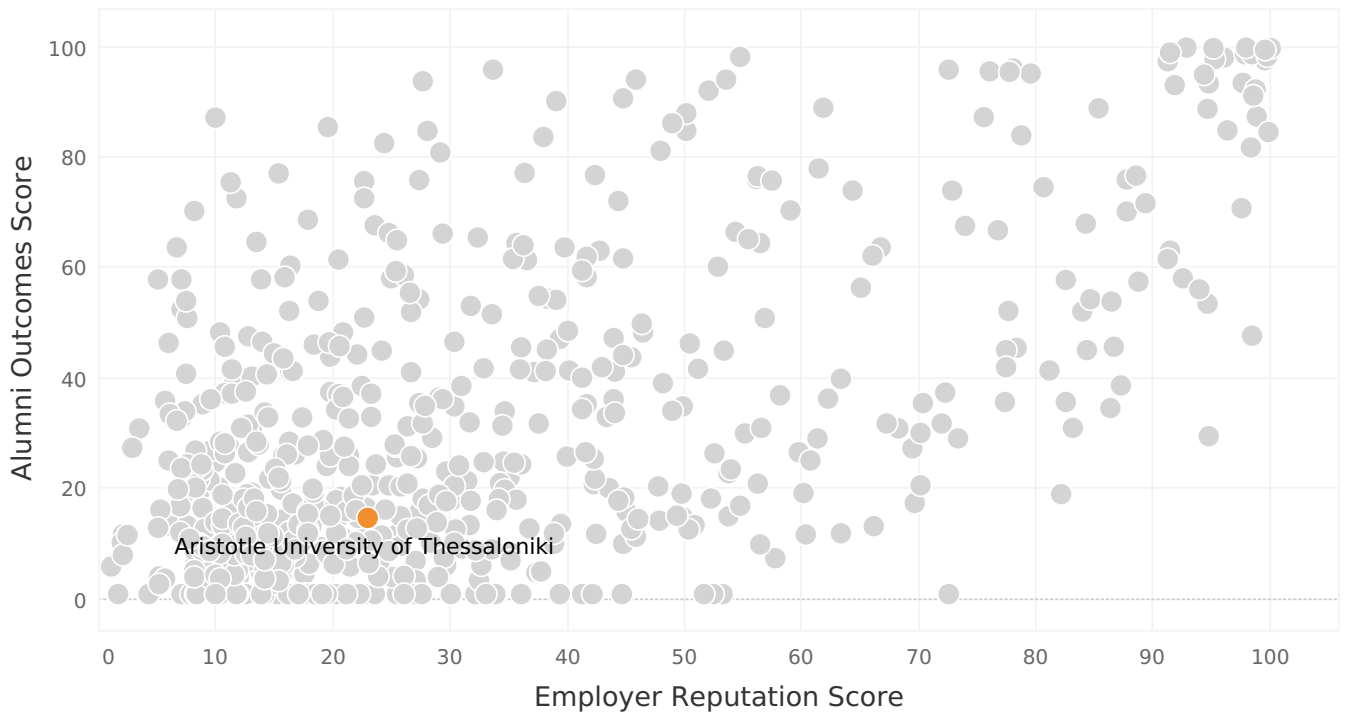
INSTITUTION	COUNTRY / REGION AVERAGE						
Employers Connections per 1000 Students	Greece						
<table border="1"> <thead> <tr> <th>Entity</th> <th>Value</th> </tr> </thead> <tbody> <tr> <td>Aristotle University of Thessaloniki</td> <td>33.5</td> </tr> <tr> <td>Greece</td> <td>33.5</td> </tr> </tbody> </table>	Entity	Value	Aristotle University of Thessaloniki	33.5	Greece	33.5	<p>This figure is directly provided by institutions or collected via publicly available sources. We count all distinct companies present at events on campus or that used university-related websites to promote themselves in a recent 12 month period.</p>
Entity	Value						
Aristotle University of Thessaloniki	33.5						
Greece	33.5						
Internship Partnerships per 100 Faculty Staff	Greece						
<table border="1"> <thead> <tr> <th>Entity</th> <th>Value</th> </tr> </thead> <tbody> <tr> <td>Aristotle University of Thessaloniki</td> <td>26.3</td> </tr> <tr> <td>Greece</td> <td>26.3</td> </tr> </tbody> </table>	Entity	Value	Aristotle University of Thessaloniki	26.3	Greece	26.3	<p>This number is directly provided by institutions or collected via publicly available sources. We consider the number of distinct companies/organisations with active partnership agreements with each university to provide internships or work-placement opportunities.</p>
Entity	Value						
Aristotle University of Thessaloniki	26.3						
Greece	26.3						
Research Collaboration with Leading Companies	Greece						
<table border="1"> <thead> <tr> <th>Entity</th> <th>Value</th> </tr> </thead> <tbody> <tr> <td>Aristotle University of Thessaloniki</td> <td>26.3</td> </tr> <tr> <td>Greece</td> <td>37.0</td> </tr> </tbody> </table>	Entity	Value	Aristotle University of Thessaloniki	26.3	Greece	37.0	<p>This data is extracted from Scopus by Elsevier. We consider the distinct count of companies publishing in collaboration with each institution. A five year period (2015-2019) is considered and a minimum of two papers published in collaboration is required.</p>
Entity	Value						
Aristotle University of Thessaloniki	26.3						
Greece	37.0						
Graduate Employment Rate (%)	Greece						
<table border="1"> <thead> <tr> <th>Entity</th> <th>Value</th> </tr> </thead> <tbody> <tr> <td>Aristotle University of Thessaloniki</td> <td>26.3</td> </tr> <tr> <td>Greece</td> <td>26.3</td> </tr> </tbody> </table>	Entity	Value	Aristotle University of Thessaloniki	26.3	Greece	26.3	<p>This rate is directly provided by institutions or collected via publicly available sources. We consider the proportion of graduates in full or part time employment within 12 months of graduation. Whenever this figure was not available, we used the minimum recorded rate for the country or region. <i>The submitted rates are adjusted for rankings purposes if they refer to a timeline different to 12 months.</i></p>
Entity	Value						
Aristotle University of Thessaloniki	26.3						
Greece	26.3						

ARISTOTLE UNIVERSITY OF THESSALONIKI

Greece

EMPLOYER REPUTATION AND ALUMNI OUTCOMES

The following chart presents the results in the Employer Reputation and Alumni Outcomes indicators, highlighting the institution's performance in the global context. The closer to the top-right area an university is the better the performance in both metrics.



The charts below disclose the employer reputation score (broken down by the international and domestic components) and the number of records utilised for the Alumni Outcome for the institution compared against the domestic averages.

INSTITUTION						COUNTRY / REGION AVERAGE					
Employer Reputation - Domestic Score						Employer Reputation - International Score					
					5.9					0.6	0.6
					6.1						
Alumni Outcome - Natural Count						Alumni Outcome - Weighted Count					
					1.0					0.3	1.6
					2.5						

<https://support.qs.com>