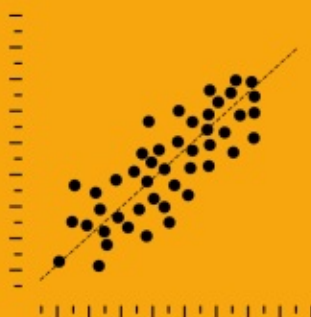
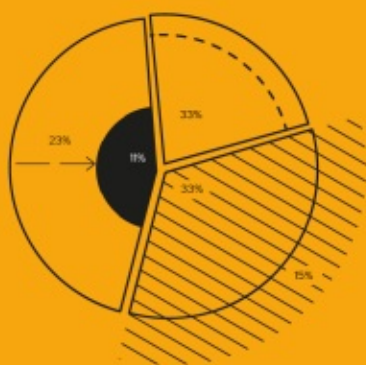


2022

Aristotle University of Thessaloniki

Fact file

Summary Version



CONTENTS

Welcome	3
Methodology: Indicators & Weightings	4
Methodology: 2022 Edition Overview	5
2022 Overall Results	7
Ranks & Scores by Indicator	8
Underlying Data & Ratios	9

THE 2022 QS WORLD UNIVERSITY RANKINGS
WILL BE LAUNCHED ON 8 JUNE 2021
www.topuniversities.com

WELCOME!

The **QS World University Rankings 2022** will be published on topuniversities.com on 8 JUNE 2021.

This file provides the detailed results for your institution and the data that has been used to calculate the ranks and scores.

It should also provide you with useful information for any media communication you might need to prepare prior to launch.

Aristotle University of Thessaloniki

Established in 1925

Greece

INSTITUTION CLASSIFICATION

QS Classifications make it easier to quickly identify and compare institutions with similar characteristics. To find out more about how the classifications are compiled please visit <https://support.qs.com/hc/en-gb/articles/360021876820>

AGE BAND	Historic	Mature	Established	Young	New
SIZE	Very Large	Large	Medium	Small	
STATUS	Public	Private - Not for Profit	Private		
RESEARCH INTENSITY	Very High	High	Moderate	Low	
SUBJECT AREA FOCUS	Comprehensive+	Comprehensive	Focused	Specialist	

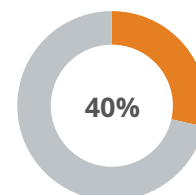
METHODOLOGY:

INDICATORS & WEIGHTINGS

The QS World University Rankings® have been published since 2004. Whilst the headline measures have not changed since 2005, we introduce refinements to provide even stronger results year after year.

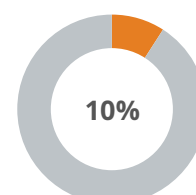
Academic Reputation

Taken from the annual survey conducted by QS designed to evaluate the perceptions of academics from around the world regarding the best institutions in terms of research. In this edition, responses from over 130,000 academics were recorded globally.



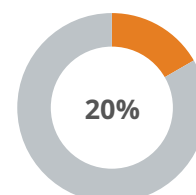
Employer Reputation

Taken from the annual QS survey aimed at gathering the views of employers around the world on the institutions providing the best professionals. For the 2022 edition, responses from over 75,000 employers were analysed.



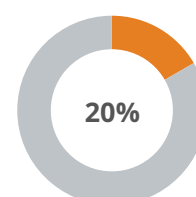
Faculty Student

This is the ratio between the number of academic staff and number of students. A higher number of academics per student is an indirect indicator of the commitment of the institutions to high-quality teaching.



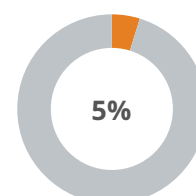
Citations per Faculty

This ratio measures the average number of citations obtained per faculty member, and is an estimate of the impact and quality of the scientific work produced by universities. This indicator is calculated using data from Scopus. To avoid anomalous results, an affiliation cap is applied discarding papers with an unusually high number of affiliations. Self-citations are excluded and citation counts are normalized, ensuring that citations achieved in each of the five broad faculty areas are weighted equally (more information: bit.ly/1RbERTx).



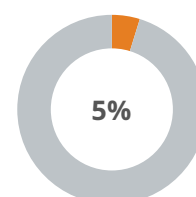
International Faculty

The International Faculty Index is simply based on the proportion of faculty members that are international. It is a proxy measure for how internationally attractive the university is to academic staff. Universities based in locations known for attracting high proportions of expatriates perform well here such as those in Hong Kong, Switzerland and UAE.



International Students

Similar in nature to the International Faculty Index, the International Students Index is based on the proportion of students that are international. It is a proxy measure for how internationally attractive the university is to students. Attracting international faculty and students can be challenging for institutions that are more nationally or regionally focussed.



METHODOLOGY:

2022 EDITION OVERVIEW

**ANALYZED
INSTITUTIONS**

1,673

**RANKED
INSTITUTIONS**

1,300

**NEW
ENTRANTS**

145

**RANKED FROM
GREECE**

6

**NEW ENTRANTS
FROM GREECE**

0

**COVERED
LOCATIONS**

93

**RECORDED
PUBLICATIONS**

14.7 mil

**RECORDED
CITATIONS**

96 mil

**ACADEMIC
NOMINATIONS**

2.0 mil

**EMPLOYER
NOMINATIONS**

450k



**QS conferences bring international leaders together
to celebrate academic excellence and
innovation in higher education.**

QS MAPLE

QS MAPLE

The Future Today:
Sustainable Growth towards 2030
23 - 25 March 2021 | www.qsmaple.org

QS AMERICAS

QS AMERICAS

A New Beginning: The Next Decade
of Higher Education in Americas
01 - 02 September 2021 | www.qsamericas.org



EduData Summit

Access Education: Building an
Inclusive and Sustainable EduData Pipeline
08 - 11 June 2021 | www.edudatasummit.com

QS APPLE

QS APPLE

Future Rebalance: Emerging Trends
and Workforce in the Asia Pacific
01 - 03 November 2021 | www.qsapple.org

QS EUROPE

QS EUROPE

Leveling the Field: Bottom-up Growth in
Building Resilient European Higher Education
07 - 08 July 2021 | www.qseurope.org

QS REIMAGINE EDUCATION



Reimagine Education Conference and Awards

06 - 10 December 2021 | www.reimagine-education.com

2022 OVERALL RESULTS

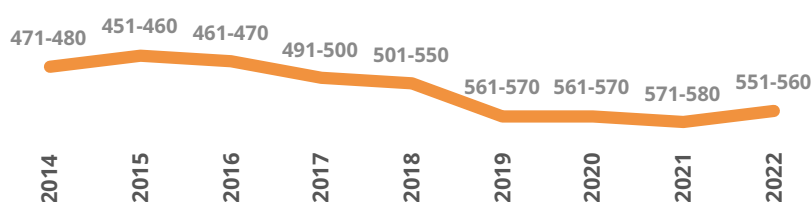
Aristotle University of Thessaloniki

OVERALL RANK

551-560

IN THE 2022 EDITION THE INSTITUTION PERFORMED IN THE 551-560 RANK RANGE.

RANKINGS TREND

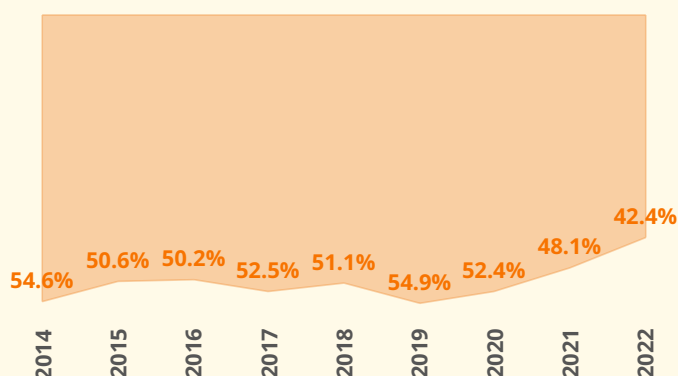


Since 2014, Aristotle University of Thessaloniki moved down to the 551-560 rank range. Over the 9 considered years, the institution moved up twice and fell 5 times.

TOP 43%

In the 2022 edition, the institution performed among the top 43% in the QS World University Rankings.

PERCENTILE EVOLUTION QS WORLD UNIVERSITY RANKINGS



RANKS BY INDICATOR

2022 EDITION


YEAR ON YEAR SWING

Academic Reputation	318	↑	12
Employer Reputation	382	↑	36
Citations per Faculty	389	↓	-3
Faculty Student	601+	↓	
International Faculty	601+	↓	
International Students	601+	↓	

At **318** globally, the **Academic Reputation** is the strongest indicator for **Aristotle University of Thessaloniki**.

SCORES BY INDICATOR

EACH INDICATOR CAN REACH A MAXIMUM OF 100 POINTS



Overall	21.8
Academic Reputation	26.6
Employer Reputation	25.5
Faculty Student	3.0
Citations per Faculty	35.6
International Faculty	1.0
International Students	14.9

UNDERLYING DATA & RATIOS

This is the underlying data used for rankings calculations and has undergone extensive checking but this is a major undertaking so if anything raises questions, please contact us as at <https://support.qs.com>.

For all papers and citations numbers on this page, we do not count certain affiliations (such as overseas campuses) and apply our usual paper-type and affiliation-cap exclusions (<https://support.qs.com/hc/en-gb/articles/360019107580>).

Bibliometric data

Powered by Scopus[®]

VERIFIED DATA

Students	47,133
International Students	4,696
Faculty Staff	1,737
International Faculty	7
Citations (Normalized)	122,285
Citations (Excluding Self-Citations)	125,131
Citations (Including Self-Citations)	164,538
Papers	16,348

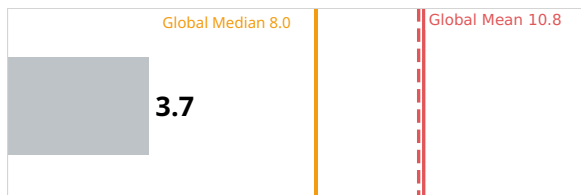
Students and faculty figures above are full-time equivalent (FTE). In those cases where only the headcounts were available, the FTE was calculated by applying a ratio based on country or regional average. When breakdown by undergraduate and postgraduate is available we will use the sum total.

Papers period: 2015-2019 | Citations period: 2015-2020

The following charts present the ratios utilized for rankings calculations for your institution, compared against the **global median** and **global mean** results. Dashed lines show the previous year's global means. Please find more about global means definition and their role in the final indicator scores: <http://www.iu.qs.com/university-rankings/world-university-rankings/normalization>

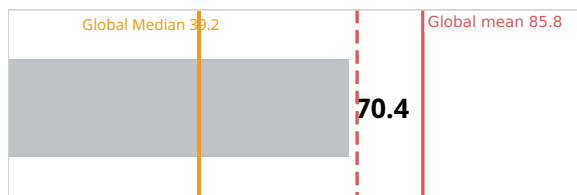
FACULTY STUDENT RATIO

Faculty staff per 100 students



CITATIONS PER FACULTY

Normalized citations per faculty member



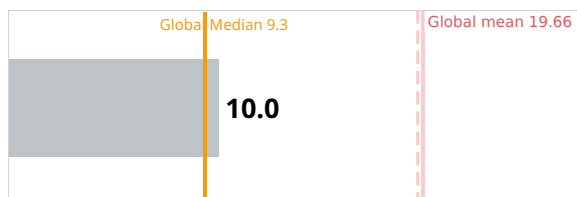
INTERNATIONAL FACULTY RATIO

International faculty staff per 100 faculty members



INTERNATIONAL STUDENTS RATIO

International students per 100 students





QS Publications deliver invaluable and relevant content to assist institutions in making informed decisions

Find out the latest insights and compelling international education content with QS' annual, quarterly and online publications. News from universities across the globe, key trends in higher education, data and expert analysis, survey reports on pressing higher education issues, and special reports on our rankings and results.

QS HE Reports	QS Yearbook	QS-GEN Magazine
46k+ Pageviews	95k+ Pageviews	52k+ Pageviews
170+ Countries	110+ Countries	85+ Countries
4.4k+ Institutions	2.7k+ Institutions	2k+ Institutions

Partnering with QS



Benefit from tailor made solutions

Get QS consultants' advice on how to make the most out of your engagement



Reach your target audience

QS publications are read by 15k+ higher education professionals



Promote your brand internationally

Our audience comprises university leaders and academics from across the globe

For more information, please contact publications@qs.com



Enabling higher education institutions to achieve their objectives through evidence based decision making



QS RANKINGS

QS Rankings provides institutions with accessible information on their research, reputation and overall performance and measures their global impact.

QS ANALYTICS

QS Analytics reports provide higher education professionals with millions of datapoints and unpublished data on the competitive position of a given institution.

MOVEON

MoveON is a data and insights-based SaaS platform that empowers international and mobility teams to achieve their institution's internationalization goals.

QS CONSULTING

QS Consulting helps governments, universities, organizations and think tanks gain competitive advantage in the global higher education landscape.

QS STARS

QS Stars is a rating system providing your institution with an overall score, as well as ratings in 12 categories, which you can use to promote your brand on an international scale.

QS PUBLICATIONS

QS Publications bring together insight and knowledge for professionals in higher and international education to understand the latest trends in the sector.

QS CONFERENCES

QS Conferences bring international leaders together to celebrate academic excellence and innovation in higher education.



For more information, please visit www.qs.com



For more information, please visit
www.qs.com/solutions/research-intelligence/qs-stars

A YARDSTICK OF INTERNATIONAL ACADEMIC STANDARDS

QS Stars is a rating system providing your institution with an overall score, as well as ratings in 12 categories, which you can use to promote your brand on an international scale. Since its launch in 2010, QS Intelligence Unit has rated over 275 institutions in 45 countries with QS Stars.

Drive institutional development

Improve performance in key areas

Enhance brand recognition

Attract prospective students

“

“The new QS Stars rating system further recognizes NTU’s strengths as a world university across a broader set of criteria than can be measured in any ranking system and provides information for our many stakeholders – current students, prospective students, parents, teachers, employers, fellow academics as well as our local community”

Bertil Andersson, President, Nanyang Technological University, Singapore

WHY CHOOSE QS ANALYTICS?

01

Uncover brand and reputation insights

Academic Reputation Tracker
+ Employer Reputation Tracker

02

Track rankings inputs and outcomes

Rankings Tracker +
Subject Rankings Tracker +
Rankings Entry Evaluation

03

Learn what today's prospective students want

Student Insights Tracker



ANALYTICS

A data-rich platform informing your operational and strategic decisions

QS Analytics reports provide higher education professionals with millions of datapoints and unpublished data on the competitive position of a given institution and that of their peers. These reports allow them to make operational and strategic decisions with confidence.



Institutions in nearly
50 countries benefit
from the online
QS Analytics platform



5,000 active sessions
were accessed
in 2020



more than **200**
university and business
school clients around
the world

For more information, please visit www.iu.qs.com/services/qsanalytics

<https://support.qs.com>