



2024 QS World University Rankings

Fact file | Aristotle University of Thessaloniki



Contents

Foreword	1
Evolving our Methodology	2
Methodology	3
Edition Overview	4
Institution Classification	5
Overall Results	6
Rank by Indicator	7
Score by Indicator	8
Domestic Comparison	9
Underlying Data	10
Underlying Data and Ratios	11
Subject Area Focus	12
Research Output	13

Foreword

Jessica Turner, CEO, QS

As we prepare to launch the 20th edition of the QS World University Rankings, we congratulate the leaders, faculty, students, staff, governments and corporate partners of institutions around the world who have all been the drivers of those success stories which our rankings have illuminated. Over the past two decades, higher education has played a transformative role in economies, the environment, healthcare, technology, global living standards and the lives of individuals.

For over 20 years, QS has captured the collective intelligence of the higher education ecosystem around the world through billions of data points, which enable us all to better understand excellence in institutional performance. Our QS rankings, the world's most viewed and most significant university ranking, are a highly visible output of that endeavour. We are honoured to partner with the higher education sector to compile, analyse and communicate excellence to future learners across the world.



The **QS World University Rankings** 2024 will be published on topuniversities.com on 27 JUNE 2023

This fact file will enable you to understand your performance and engage your PR and marketing departments in preparation for our global launch. We also encourage you to reach out to the QS Director for your region to discuss your results and find out if QS can support in other ways. If you do not know who your regional director is, please ask and we'll let you know.



Evolving our Methodology

This 20th edition of our rankings comes at a time when priorities in higher education are evolving. QS sits in the privileged position of being a nexus point in the higher education sector – connected to millions of students, hundreds of thousands of academics and employers, and thousands of institutions worldwide. We have seen the focus of these different stakeholder’s shift in response to wider trends in education and society, and to reflect this collective intelligence in our QS performance insights, we have incorporated three new indicators into the QS World University Ranking.

Sustainability has become a touchpoint for global institutions as they come to realise their impact on the world, and students have come to expect institutions to tackle issues related to social and climate justice. The QS International Student Survey 2022 found that 80% of students think universities could do more for the environment. This is reflective of a wider trend of younger students who advocate strongly for social and environmental activism. We have recognised this call to action by adding a 5% weight Sustainability lens to our flagship world ranking, the first of the major rankings to do so to reflect the crucial role universities play in charting the course and driving change towards a more sustainable future.

We have also continued to strengthen our insight on employability and remain the only major ranking to enshrine the importance of employability in our methodology. To do this, we have boosted the weight of Employer Reputation to 15% and added Employment Outcomes at 5%. Our third new metric, International Research Network, is another way of recognising the importance of research in changing the world. This metric specifically provides insight on how internationally connected an institution’s research is as well as recognising the importance of collaborative research more broadly.

We are indebted to our university partners for feedback over the years on our methods, as well as the advice of our independent rankings advisory board who continue to steer us diligently in our approaches. This new methodology signals our willingness to meet the concerns and expectations of modern students and institutions alike and remain their first choice for rankings performance insights.

Methodology: Performance Lenses and Weightings

Research and Discovery	Academic Reputation	Taken from the annual QS Academic Reputation Survey, designed to evaluate the perceptions of global academics on which institutions are demonstrating academic excellence. Learn more on: https://support.qs.com/hc/en-gb/articles/4405952675346	30.0%
	Citations per Faculty	This ratio measures the average number of citations obtained per faculty member, and is an estimate of the impact and quality of the scientific work produced by universities. This indicator is calculated using data from Scopus. For more details please see here: https://support.qs.com/hc/en-gb/articles/360019107580	20.0%
Employability and Outcomes	Employer Reputation	Taken from the annual QS Employer Reputation Survey, designed to evaluate the perceptions of global employers on which institutions are providing the most job-ready graduates. More information: https://support.qs.com/hc/en-gb/articles/4407794203410	15.0%
	Employment Outcomes	This indicator has been crafted to reflect the ability of institutions to ensure a high level of employability for their graduates, while also nurturing future leaders who go on to make an impact in their respective fields. More information: https://support.qs.com/hc/en-gb/articles/4744563188508	5.0%
Learning Experience	Faculty Student Ratio	This is the ratio between the number of academic staff and number of students. A higher number of academics per student reflects the resource commitment of the institution to its teaching and learning mission. More information: https://support.qs.com/hc/en-gb/articles/360019108240	10.0%
	International Faculty	The International Faculty Ratio is the proportion of faculty members who are international. It is a proxy measure for how internationally attractive the university is to academic staff, and a sign that through their reputation and quality they are able to attract those staff. More information: https://support.qs.com/hc/en-gb/articles/4403961809554	5.0%
Global Engagement	International Research Network	This indicator assesses the richness and diversity of an institution's international research partnerships. Collaborative research has benefits not only in terms of overall research quality and transparency, but in helping to solve the most pressing global challenges. More information: https://support.qs.com/hc/en-gb/articles/360021865579	5.0%
	International Students	The International Students Ratio is the proportion of students who are international. It is a proxy measure for how internationally attractive the university is to students, as well as the on-campus diversity that those students will benefit from. More information: https://support.qs.com/hc/en-gb/articles/4403961727506	5.0%
Sustainability	Sustainability	The score for this component is taken from the analysis of the standalone QS Sustainability Ranking. It evaluates the social and environmental impact of universities as centres of education and research. This is a vital step towards supporting universities on their journeys towards a more sustainable future. More information: https://support.qs.com/hc/en-gb/articles/6107352412828	5.0%

Edition Overview

2024 Edition

2963

Evaluated Institutions

104

Locations

1,499

Published Institutions

7

Greece

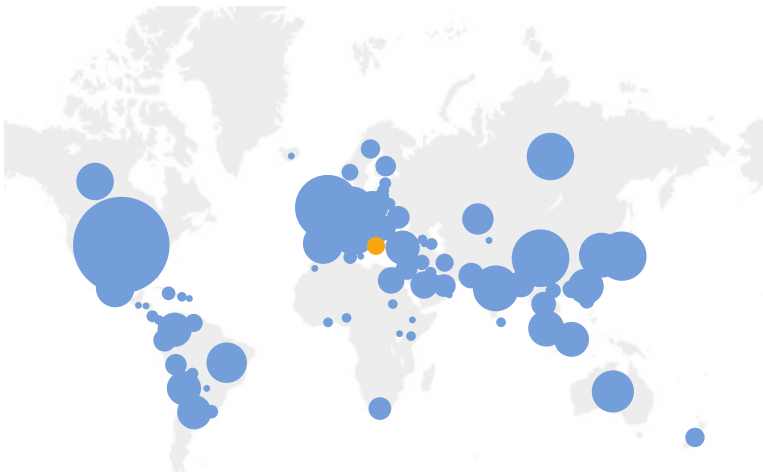
83

New Entrants

1

Greece

Global Distribution of Published Institutions



1 50 100 150 199

17.5 mil

Recorded Publications

141.6 mil

Recorded Citations

2.1 mil

Academic Nominations

617k

Employer Nominations



Institution Classification

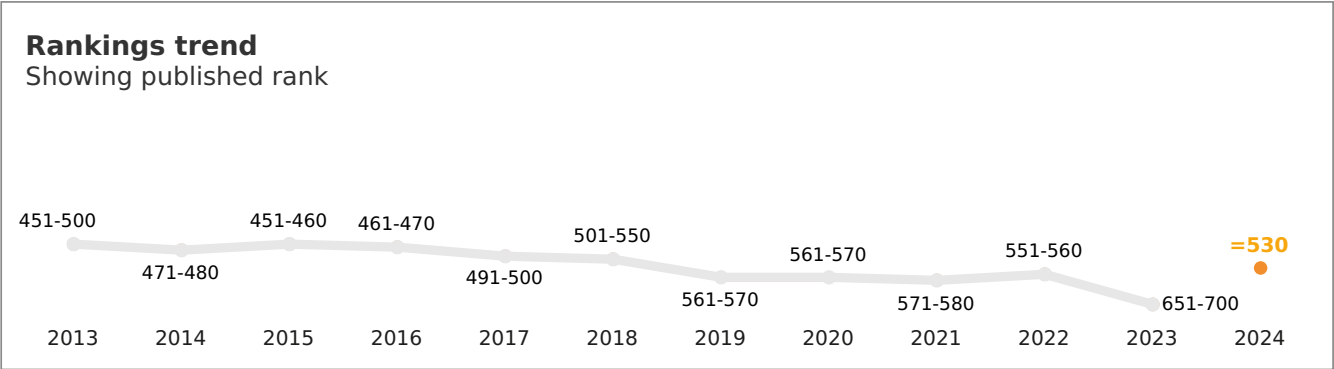
Aristotle University of Thessaloniki, Greece

QS Classifications make it easier to quickly identify and compare institutions with similar characteristics. To find out more about how the classifications are compiled, please visit: <https://support.qs.com/hc/en-gb/articles/360021876820>

SIZE	Very Large	Large	Medium	Small
STATUS	Public	Private not for Profit	Private for Profit	
RESEARCH INTENSITY	Very High	High	Moderate	Low
SUBJECT AREA FOCUS	Fully Comprehensive	Comprehensive	Focused	Specialist

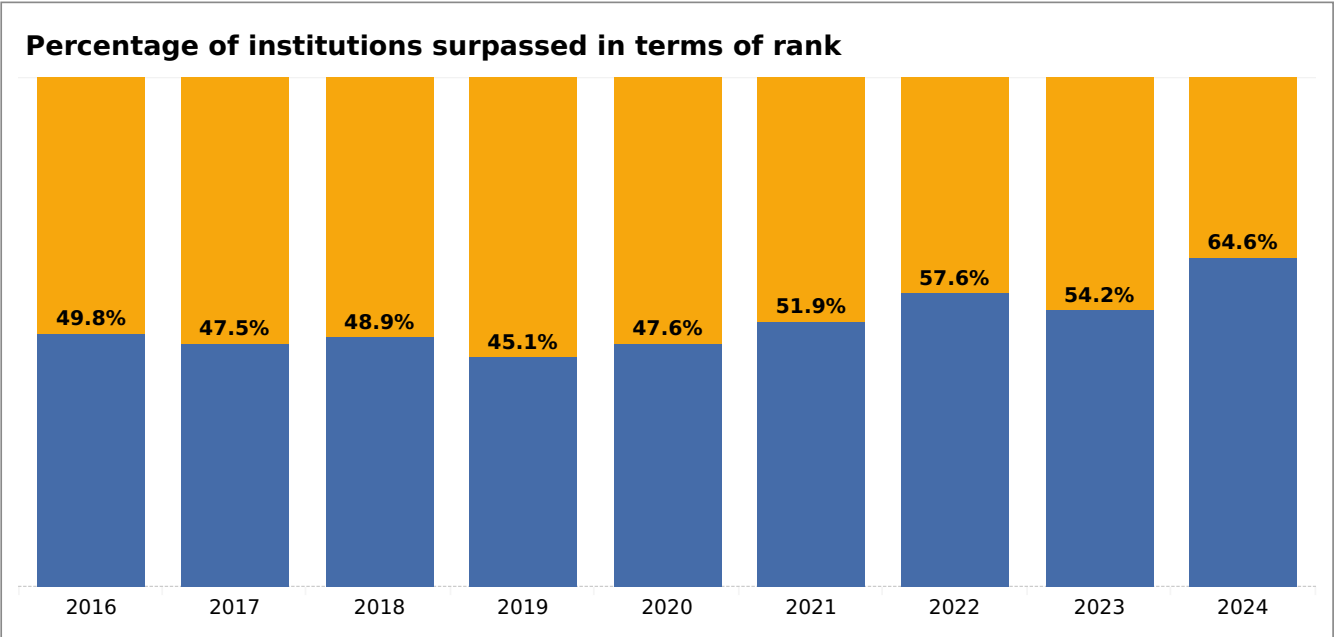
Overall Results

Aristotle University of Thessaloniki

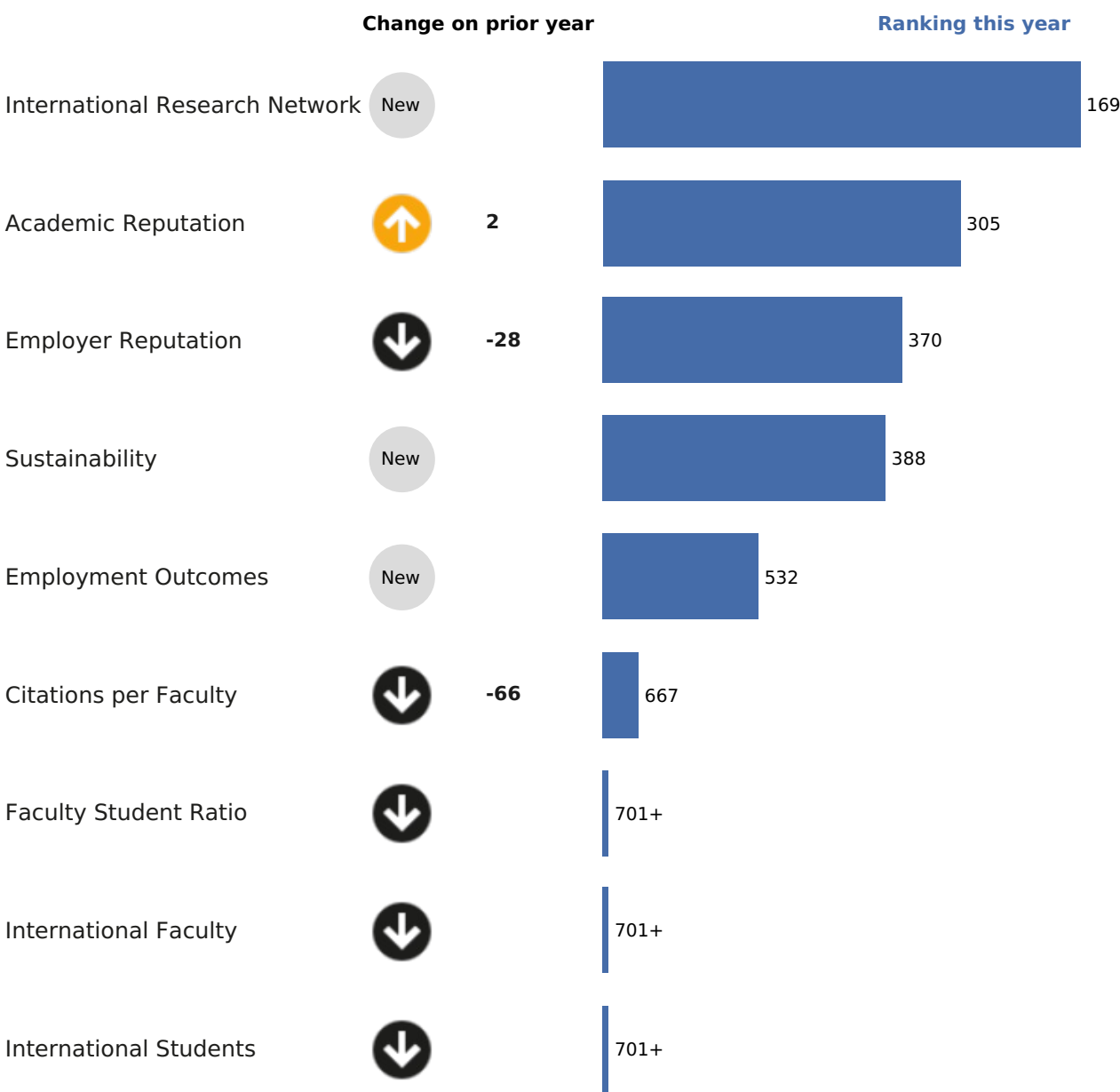


Top 36%

In the 2024 edition, the institution performed among the Top 36% in the QS World University Rankings.



Rank by Indicator

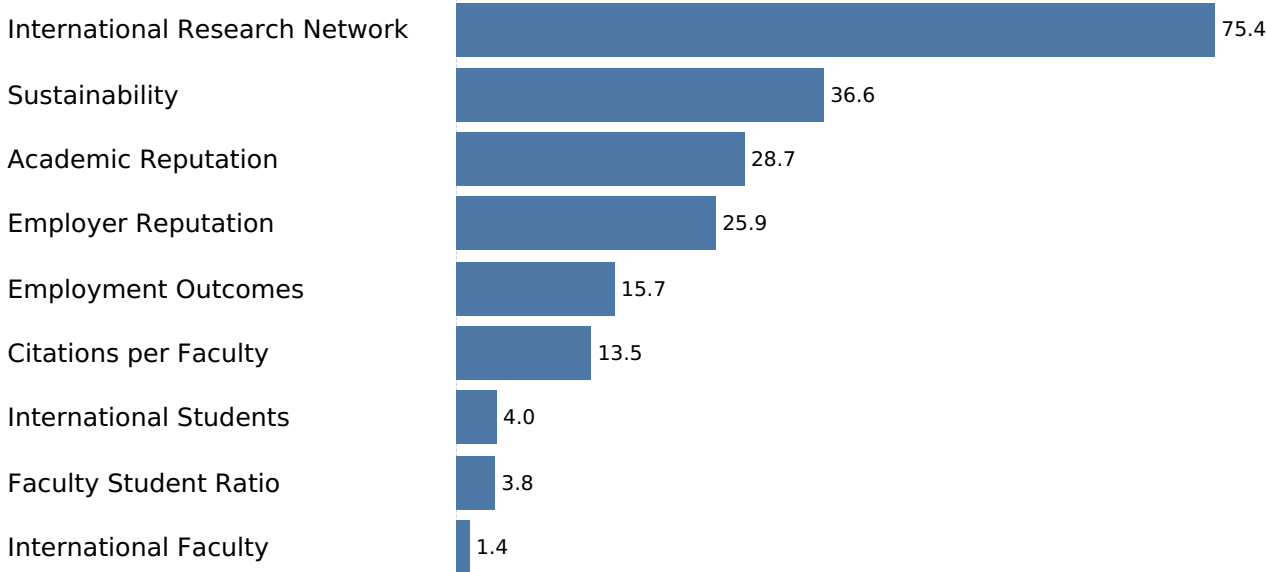


Score by Indicator

Overall Score
22.1

The top-performing institution overall is awarded a perfect score of 100. For every other institution, the sum of its scores for each indicator is taken and scaled against that top-performing university as a standardised point of reference.

Indicator Scores (1-100)

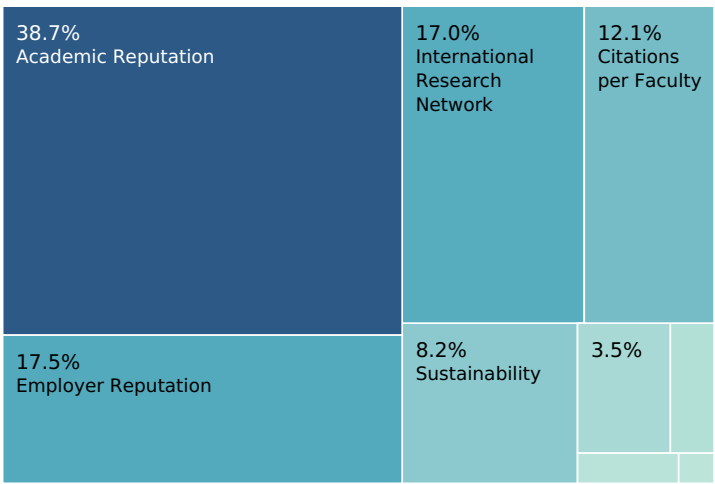


Note on International Research Network scoring. Last year we published this indicator unweighted, the intent being to give a rough estimation of how an institution would fare. We did not apply our standard and full normalisation procedures to the scores. This year we have reconciled the normalisation in line with our other indicators. Institutions should thus compare rank positions and not scores for this indicator and for this year. Further details here. <https://support.qs.com/hc/en-gb/articles/4402503754130-Z-Score-Normalization>

Indicator Weighted Scores Based on methodology

Academic Reputation	8.6
Employer Reputation	3.9
International Research Network	3.8
Citations per Faculty	2.7
Sustainability	1.8
Employment Outcomes	0.8
Faculty Student Ratio	0.4
International Students	0.2
International Faculty	0.1

Percentage Contribution towards overall score

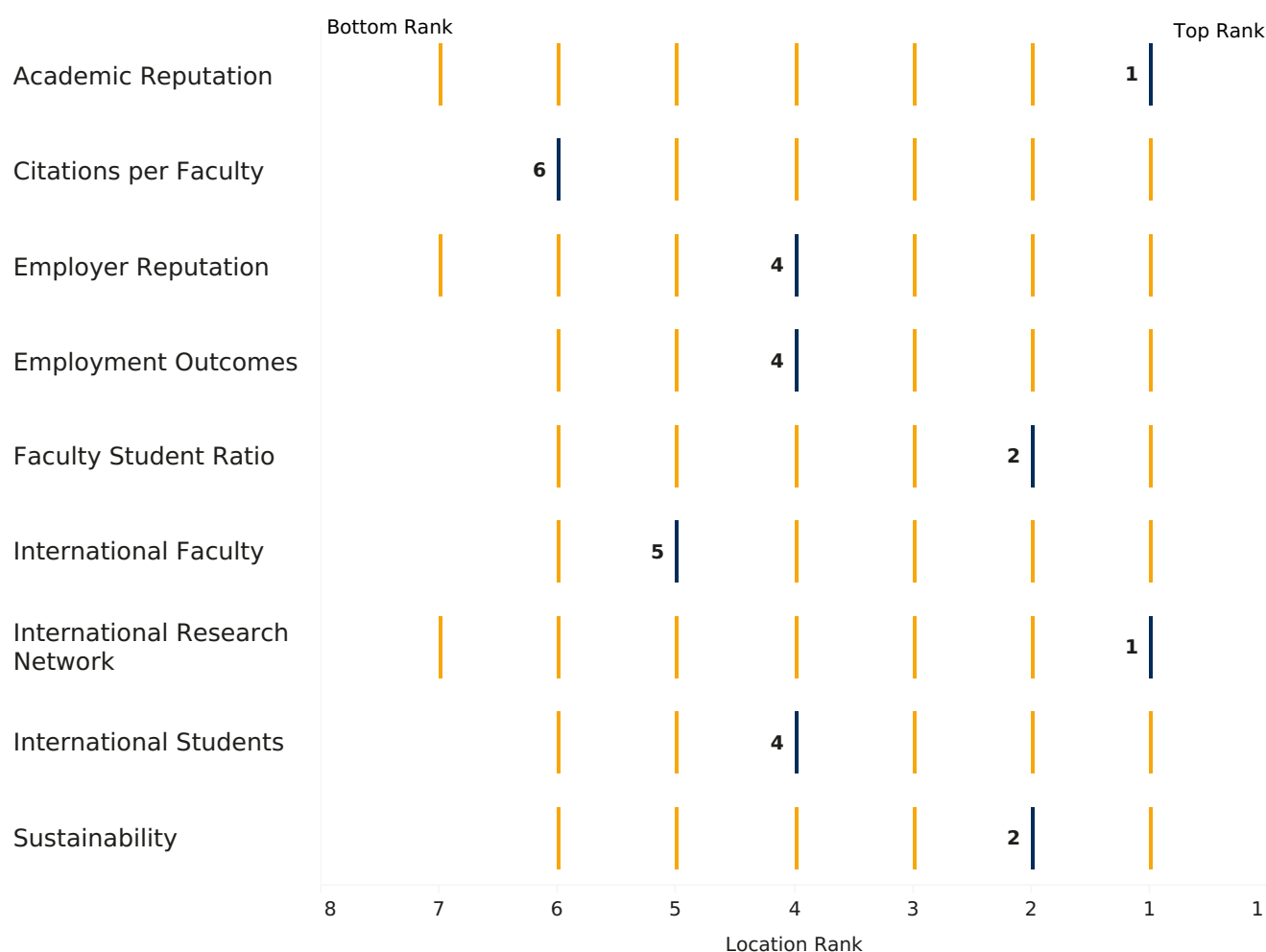


Domestic Comparison

7
Institutions evaluated in
Greece

**Aristotle University of
Thessaloniki**
Other institutions in **Greece**

Indicator Rank among Institutions in Greece



In the above chart the number of lines displayed for each indicator may be less than the total number of evaluated institutions for your region. This is because some institutions may have equal ranks.

Underlying Data

This is the underlying data used for the rankings calculations. You will have verified this data during our underlying data check stage. Variations may be a result of validation by our team. If you have further queries, please submit a ticket at <https://support.qs.com>

Bibliometric data



STUDENTS	48,739
INTERNATIONAL STUDENTS	2,174
FACULTY STAFF	2,779
INTERNATIONAL FACULTY	16
EMPLOYMENT RATE (%)	
CITATIONS NORMALISED	165,630
CITATIONS NET Ex. SELF CITATIONS	170,825
CITATIONS NET Inc. SELF CITATIONS	217,004
PAPERS NORMALISED	17,559
PAPERS NET	17,610
INTERNATIONAL RESEARCH PARTNERS (AVG)	356
INTERNATIONAL RESEARCH PARTNER LOCATIONS (AVG)	53

Observations:

Students and faculty figures above are full-time equivalent (FTE). In those cases where only the headcounts were available, the FTE was calculated by applying a ratio based on location or regional average. When a breakdown by undergraduate and postgraduate was available we used the sum total.

Scopus numbers extracted in February 2023 – variation with their live database is to be expected.

Papers period: 2017-2021

Citations period: 2017-2022

More information on how to interpret research counts as used by QS:

<https://support.qs.com/hc/en-gb/articles/4411497775506-QS-Scopus-User-Guide>

A guide to the processing of citations and papers by QS:

<https://support.qs.com/hc/en-gb/articles/4411823040018-Processing-of-citations-and-papers>

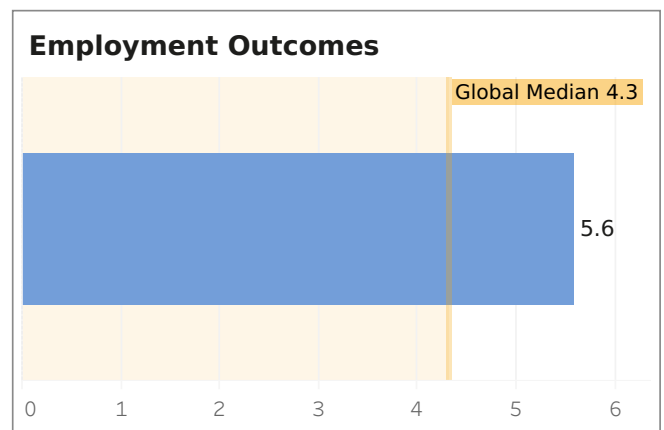
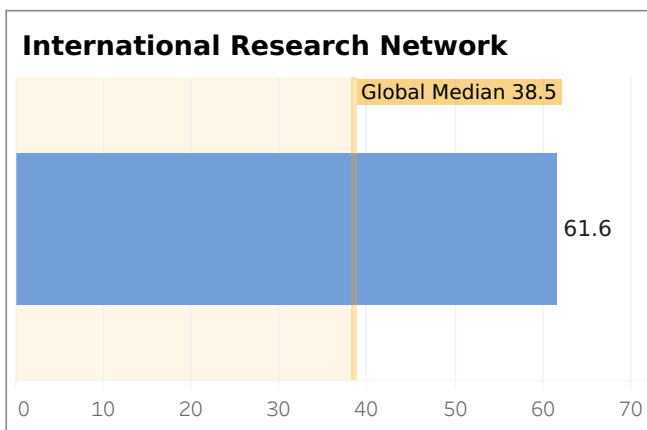
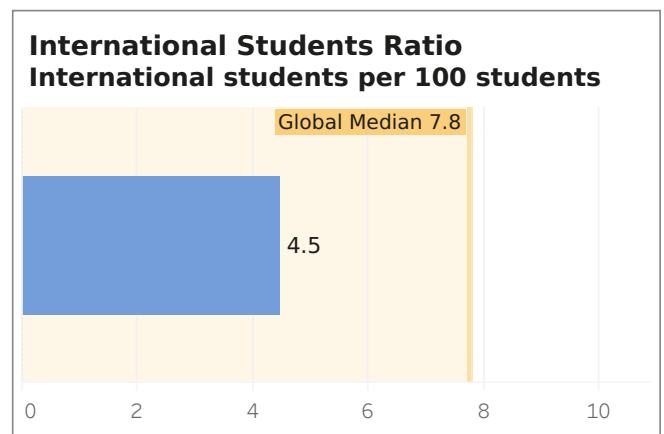
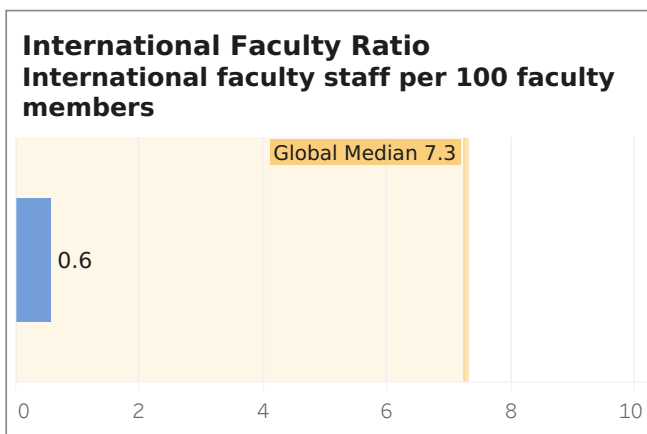
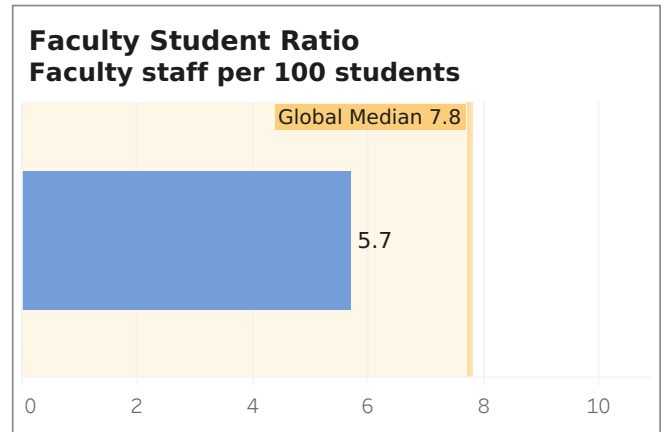
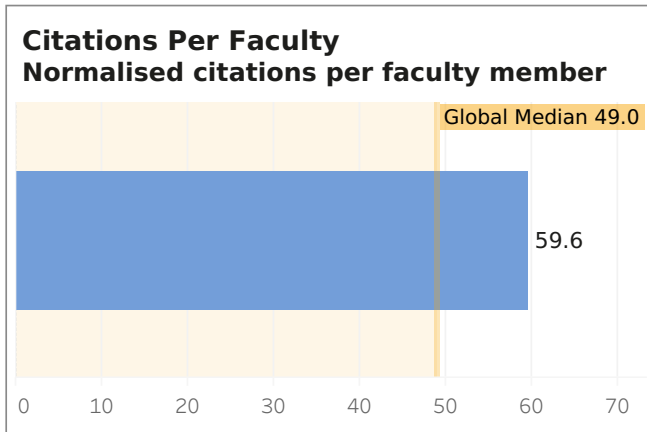
If we don't have your Employment Rate, a country or regional approximation is used.

International Research Partners and Research Partner Locations figures represent the average across five faculty areas. The methodology can be found here: <https://support.qs.com/hc/en-gb/articles/360021865579-International-Research-Network-IRN-Index>



Underlying Data and Indices

The following charts present the ratios and indices utilised for rankings calculations for your institution, compared against the global median results.



Subject Area Focus: Underlying Data Sheet

Blue denotes that your institution offers an undergraduate or taught postgraduate degree programme in that specific narrow subject area. If more than one subject area is covered, the corresponding broad faculty area is marked with **blue**. This information is critical for the eligibility criteria in QS World University Rankings, QS Rankings by Region and QS Rankings by Subjects. We encourage you to update this information by this link <https://qs-hub2.qs.com/#subjects>

Arts & Humanities

Archaeology
 Architecture / Built Environment
 Art & Design
 Classics & Ancient History
 English Language & Literature
 History
 History of Art, Architecture & Design
 Linguistics
 Modern Languages
 Performing Arts
 Philosophy
 Theology, Divinity & Religious Studies

Social Sciences & Management

Accounting & Finance
 Anthropology
 Business & Management Studies
 Communication & Media Studies
 Development Studies
 Economics & Econometrics
 Education
 Hospitality & Leisure Management
 Law
 Library & Information Management
 Marketing
 Politics & International Studies
 Social Policy & Administration
 Social Work
 Sociology
 Sports-related Subjects
 Statistics & Operational Research

Engineering & Technology

Computer Science & Information Systems
 Data Science and Artificial Intelligence
 Engineering - Chemical
 Engineering - Civil & Structural
 Engineering - Electrical & Electronic
 Engineering - General
 Engineering - Mechanical, Aeronautical & Manufacturing
 Engineering - Mineral & Mining
 Petroleum Engineering

Life Sciences & Medicine

Agriculture & Forestry
 Anatomy & Physiology
 Biological Sciences
 Dentistry
 Medicine
 Nursing
 Other Studies & Professions Allied to Medicine
 Pharmacy & Pharmacology
 Psychology
 Veterinary Science

Medical School

There is a medical school within the structure of the institution, which provides all or some programmes in Life Sciences & Medicine.

Natural Sciences

Chemistry
 Earth & Marine Sciences
 Environmental Sciences
 Geography
 Geology
 Geophysics
 Materials Science
 Mathematics
 Physics & Astronomy

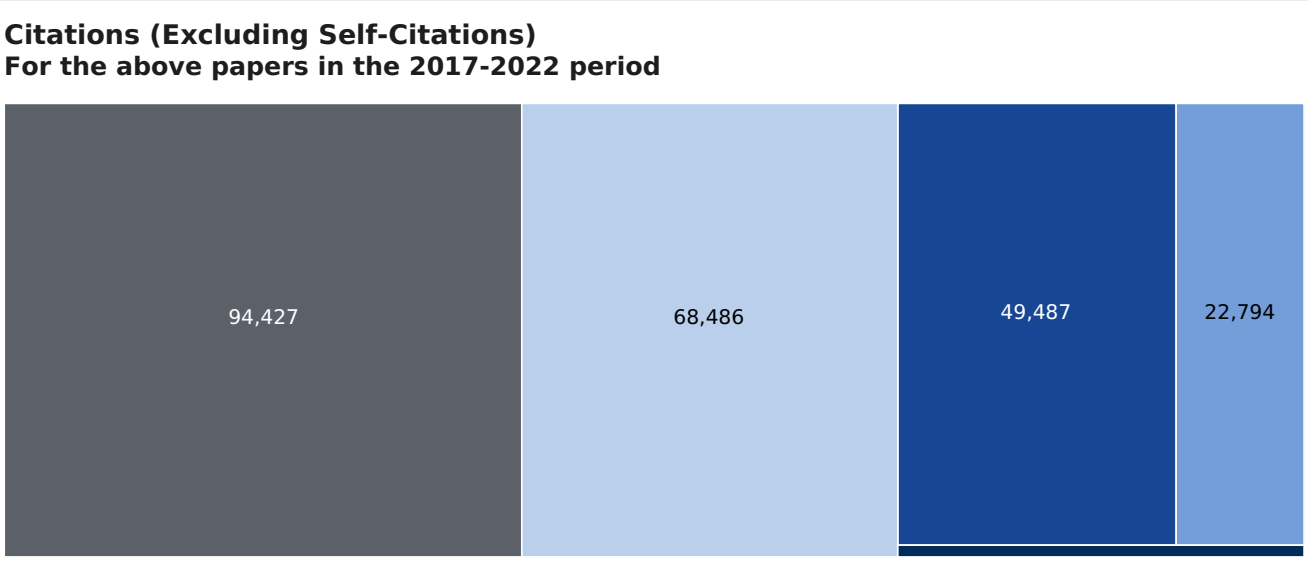
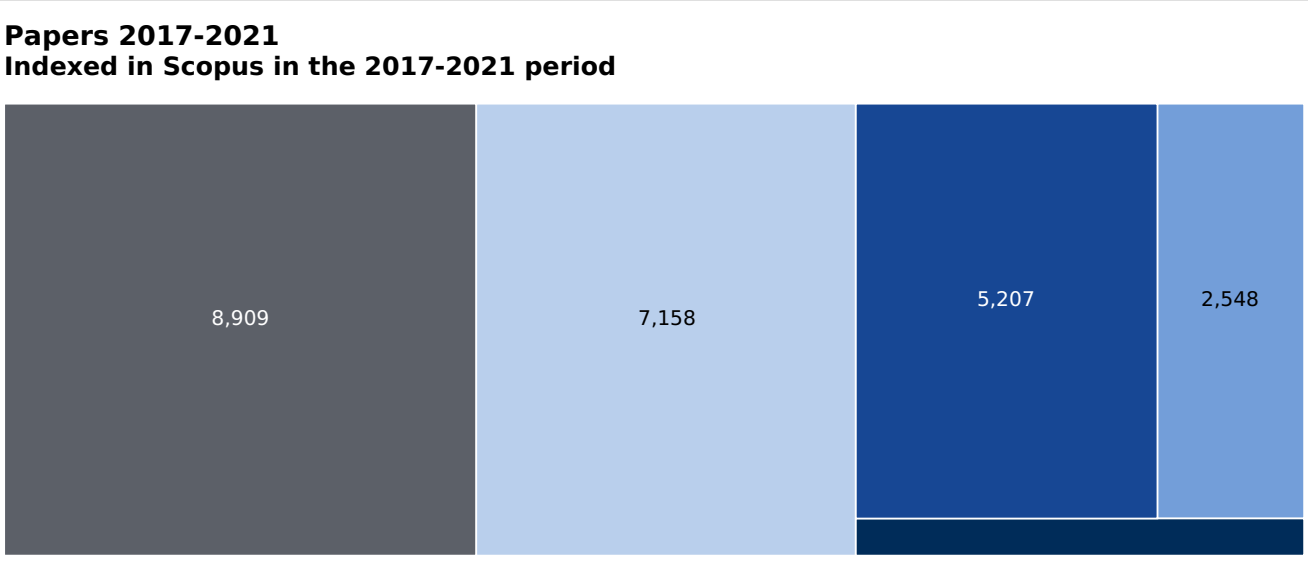
Research Output

Papers and Citations by Subject Area



The following graphs provide the institution's breakdown of papers and citations by broad subject area indexed by Scopus and used in the 2024 edition of the rankings. Starting from the previous edition, QS considers six years of citations (2017-2022) for each of the five publication years (2017-2021).

The QS World University Rankings methodology utilizes a Citations per Faculty indicator and thus the objective of this approach is to derive a normalized total citation count. The primary approach is to simply equalize the influence of the five broad subject areas considered. A technical explanation of the normalization process can be found here: <https://support.qs.com/hc/en-gb/articles/360019107580>





QS Thought Leadership Conferences 2022 and 2023 calendar

QS Thought Leadership Conferences' line up has been carefully crafted to help universities across the globe foster academic excellence and innovation.

Our conferences offer a unique opportunity to form international connections through interactions made during booth visits from delegates and other exhibitors, online or in-person.

By exhibiting at our conferences, your university can showcase its latest innovations and products that foster collaboration opportunities with like-minded university presidents, deans, provosts and decision-makers.

Sponsoring our conferences will help you reach your target audiences and ensure that your university's coverage is seen across our event promotion. This includes emails to multiple regions, press releases, pay-per-click ads, blogs and social media posts across our channels, including our institutional audience-facing LinkedIn page which has more than 41,000 followers working in the higher education sector.



QS Higher Ed Summit: Americas

22-23 September 2022 | Hybrid
& Universidade Vila Velha, Brazil
5-7 September 2023 | Hybrid &
Dominican Republic
qshesummits.com/americas



QS Higher Ed Summit: Asia Pacific

8-10 November 2022 | Hybrid &
Universitas Indonesia, Indonesia
7-9 November 2023 | Hybrid &
Malaysia
qshesummits.com/asia-pacific



QS Reimagine Education Conference & Awards

5-8 December 2022 | Hybrid &
NOVA University branch at The Knowledge Hub, Egypt: 6-7 Dec
Wharton School of the University of Pennsylvania, USA: 7-8 Dec
4-8 December 2023 | Hybrid & Dubai, UAE & Barcelona, Spain
reimagine-education.com



QS Higher Ed Summit: India

19-21 February 2023 |
Hybrid & Goa, India
qsindiasummit.com



QS Higher Ed Summit: Middle East & Africa

12-14 March 2023 | Hybrid & Kuwait
qshesummits.com/middle-east-and-africa



EduData Summit

23-26 May 2023 | Hybrid & USA
edudatasummit.com



QS Higher Ed Summit: Europe

27-30 June 2023 | Hybrid & Ireland
qshesummits.com/europe

Our Partners



For more information on joining, exhibiting or sponsoring our conferences, please reach out to event.ops@qs.com



Gain exclusive access to the **QS World University Rankings 2024** one week ahead of the official launch.

Partner with QS Analytics and you'll be able to view and compare performance ahead of the rankings publication on 27 June. With early access to our QS World University Rankings dashboard, you'll have a head start on understanding what the data means for your institution.



Gain early access to powerful exclusive data on rankings performance, academic and employer reputation.



Stand out among your peers by identifying and promoting your strengths to attract high quality students, faculty, partnerships, and funding.



Influence strategic change by analysing your performance against key peers.

Sign up today

<https://insights.qs.com/qsanalytics>

to find out more about the benefits of this exclusive opportunity.





Don't miss out:

Showcase your institution in front of millions of future students



Over 30 million

prospective students visit
TopUniversities.com every year.



Advertise on our website

and you will build your brand and generate enquiries
from those actively researching where to study.

Start promoting your university now and you'll benefit from the
2 million+ page views* generated within 24 hours of the QS
World University Rankings going live on our website.

*Page views as per QS World University Rankings 2023

Request a free consultation today and we will guide you
on the best digital advertising options to achieve your goals:
<https://insights.qs.com/digital>





**WORLD
UNIVERSITY
RANKINGS**



support.qs.com